

P6SMB_CA

VBR : 6.8 - 440 Volts

PPK : 600 Watts

Features

- 600W surge capability at 1ms
- Excellent clamping capability
- Low zener impedance
- Fast response time : typically less than 1.0 ps from 0 volt to VBR(min.)
- Typical IR less than 1µA above 10V
- RoHS compliant package

Applications

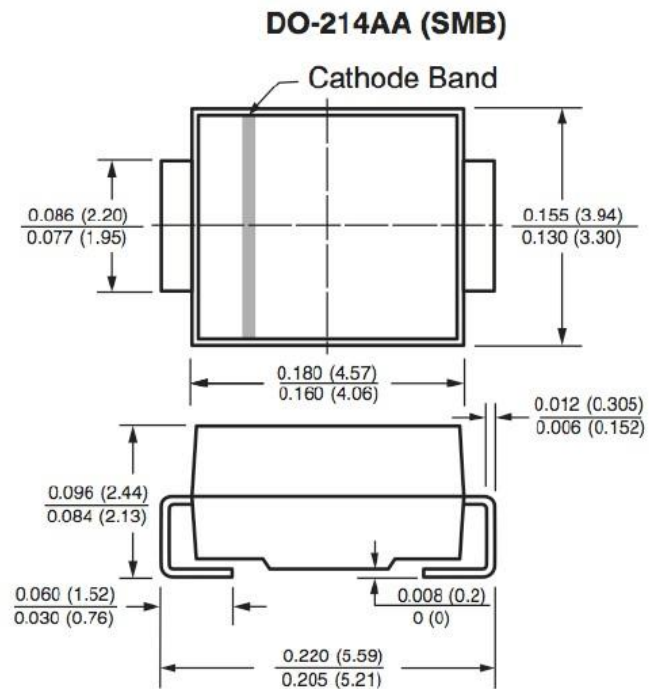
- For uni-directional without "C"
- Electrical characteristics apply in both directions

Mechanical Data

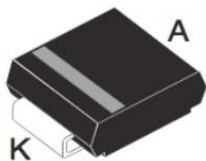
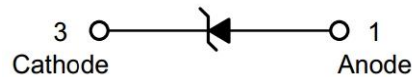
- Case : SMB Molded plastic
- Epoxy : UL94V-0 rate flame retardant
- Lead : Lead Formed for Surface Mount
- Polarity : Color band denotes cathode end
- Mounting position : Any
- Weight : 0.93 gram

Packing & Order Information

3,000/Reel



Graphic symbol



**RoHS
COMPLIANT**

MAXIMUM RATINGS AND ELECTRICAL CHARACTERISTICS

Rating at 25 °C ambient temperature unless otherwise specified.

Symbol	Parameter	Value	Unit
PPK	Peak Power Dissipation at Ta = 25°C, Tp=1ms (Note 1)	Minimum 600	W
PD	Steady State Power Dissipation at TL = 75 °C	5	W
IFSM	Peak Forward Surge Current, 8.3ms Single Half Sine-Wave Superimposed on Rated Load (JEDEC Method) (Note 3) IFSM 100 Amps.	100	A
TJ, TSTG	Operating and Storage Temperature Range	55 to + 150	°C

P6SMB_CA

VBR : 6.8 - 440 Volts

PPK : 600 Watts

Notes:

- (1) Non-repetitive Current pulse, per Fig. 5 and derated above $T_a = 25\text{ }^\circ\text{C}$ per Fig. 1
- (2) Mounted on copper Lead area at 5.0 mm^2 (0.013 mm thick).
- (3) 8.3 ms single half sine-wave, duty cycle = 4 pulses per Minutes maximum.

ELECTRICAL CHARACTERISTICS (Rating at $25\text{ }^\circ\text{C}$ ambient temperature unless otherwise specified)

Type No.	Breakdown Voltage @ I_t (Note 1)		Working Peak Reverse Voltage VRWM	Maximum Reverse Leakage @ VRWM IR	Maximum Reverse Current IRSM	Maximum Clamping Voltage @ IRSM VRSM	Maximum Temperature Co-efficient of VBR	
	VBR (V)							It (mA)
	Min	Max	(V)	(μA)	(A)	(V)	(% / $^\circ\text{C}$)	
P6SMB6.8CA	6.45	7.14	10	5.80	1000	57.0	10.5	0.057
P6SMB7.5CA	7.13	7.88	10	6.40	500	53.0	11.3	0.061
P6SMB8.2CA	7.79	8.61	10	7.02	200	50.0	12.1	0.065
P6SMB9.1CA	8.65	9.55	1.0	7.78	50	45.0	13.4	0.068
P6SMB10CA	9.50	10.5	1.0	8.55	10	41.0	14.5	0.073
P6SMB11CA	10.5	11.6	1.0	9.40	5.0	38.0	15.6	0.075
P6SMB12CA	11.4	12.6	1.0	10.2	5.0	36.0	16.7	0.078
P6SMB13CA	12.4	13.7	1.0	11.1	5.0	33.0	18.2	0.081
P6SMB15CA	14.3	15.8	1.0	12.8	5.0	28.0	21.2	0.084
P6SMB16CA	15.2	16.8	1.0	13.6	5.0	27.0	22.5	0.086
P6SMB18CA	17.1	18.9	1.0	15.3	5.0	24.0	25.2	0.088
P6SMB20CA	19.0	21.0	1.0	17.1	5.0	22.0	27.7	0.090
P6SMB22CA	20.9	23.1	1.0	18.8	5.0	20.0	30.6	0.092
P6SMB24CA	22.8	25.2	1.0	20.5	5.0	18.0	33.2	0.094
P6SMB27CA	25.7	28.4	1.0	23.1	5.0	16.0	37.5	0.096
P6SMB30CA	28.5	31.5	1.0	25.6	5.0	14.4	41.4	0.097
P6SMB33CA	31.4	34.7	1.0	28.2	5.0	13.2	45.7	0.098
P6SMB36CA	34.2	37.8	1.0	30.8	5.0	12.0	49.9	0.099
P6SMB39CA	37.1	41.0	1.0	33.3	5.0	11.2	53.9	0.100
P6SMB43CA	40.9	45.2	1.0	36.8	5.0	10.1	59.3	0.101
P6SMB47CA	44.7	49.4	1.0	40.2	5.0	9.3	64.8	0.101
P6SMB51CA	48.5	53.6	1.0	43.6	5.0	8.6	70.1	0.102
P6SMB56CA	53.2	58.8	1.0	47.8	5.0	7.8	77.0	0.103
P6SMB62CA	58.9	65.1	1.0	53.0	5.0	7.1	85.0	0.104
P6SMB68CA	64.6	71.4	1.0	58.1	5.0	6.5	92.0	0.104
P6SMB75CA	71.3	78.8	1.0	64.1	5.0	5.8	103	0.105

P6SMB_CA

VBR : 6.8 - 440 Volts

PPK : 600 Watts

ELECTRICAL CHARACTERISTICS (Rating at 25°C ambient temperature unless otherwise specified)

Type No.	Breakdown Voltage @ I_t (Note 1)		Working Peak Reverse Voltage VRWM	Maximum Reverse Leakage @ VRWM IR (μ A)	Maximum Reverse Current IRSM (A)	Maximum Clamping Voltage @ IRSM VRSM (V)	Maximum Temperature Co-efficient of VBR (% / °C)	
	VBR (V)							I_t (mA)
	Min	Max						
P6SMB82CA	77.9	86.1	1.0	70.1	5.0	5.3	113	0.105
P6SMB91CA	86.5	95.5	1.0	77.8	5.0	4.8	125	0.106
P6SMB100CA	95.0	105	1.0	85.5	5.0	4.4	137	0.106
P6SMB110CA	105	116	1.0	94.0	5.0	4.0	152	0.107
P6SMB120CA	114	126	1.0	102	5.0	3.6	165	0.107
P6SMB130CA	124	137	1.0	111	5.0	3.3	179	0.107
P6SMB150CA	143	158	1.0	128	5.0	2.9	207	0.108
P6SMB160CA	152	168	1.0	136	5.0	2.7	219	0.108
P6SMB170CA	162	179	1.0	145	5.0	2.6	234	0.108
P6SMB180CA	171	189	1.0	154	5.0	2.4	246	0.108
P6SMB200CA	190	210	1.0	171	5.0	2.2	274	0.108
P6SMB220CA	209	231	1.0	185	5.0	1.83	328	0.108
P6SMB250CA	237	263	1.0	214	5.0	1.75	344	0.110
P6SMB300CA	285	315	1.0	256	5.0	1.45	414	0.110
P6SMB350CA	332	368	1.0	300	5.0	1.25	482	0.110
P6SMB400CA	380	420	1.0	342	5.0	1.10	548	0.110
P6SMB440CA	418	462	1.0	376	5.0	1.00	602	0.110

Notes :

(1) VBR measured after I_t applied for 300 μ s., I_t = square wave pulse or equivalent.

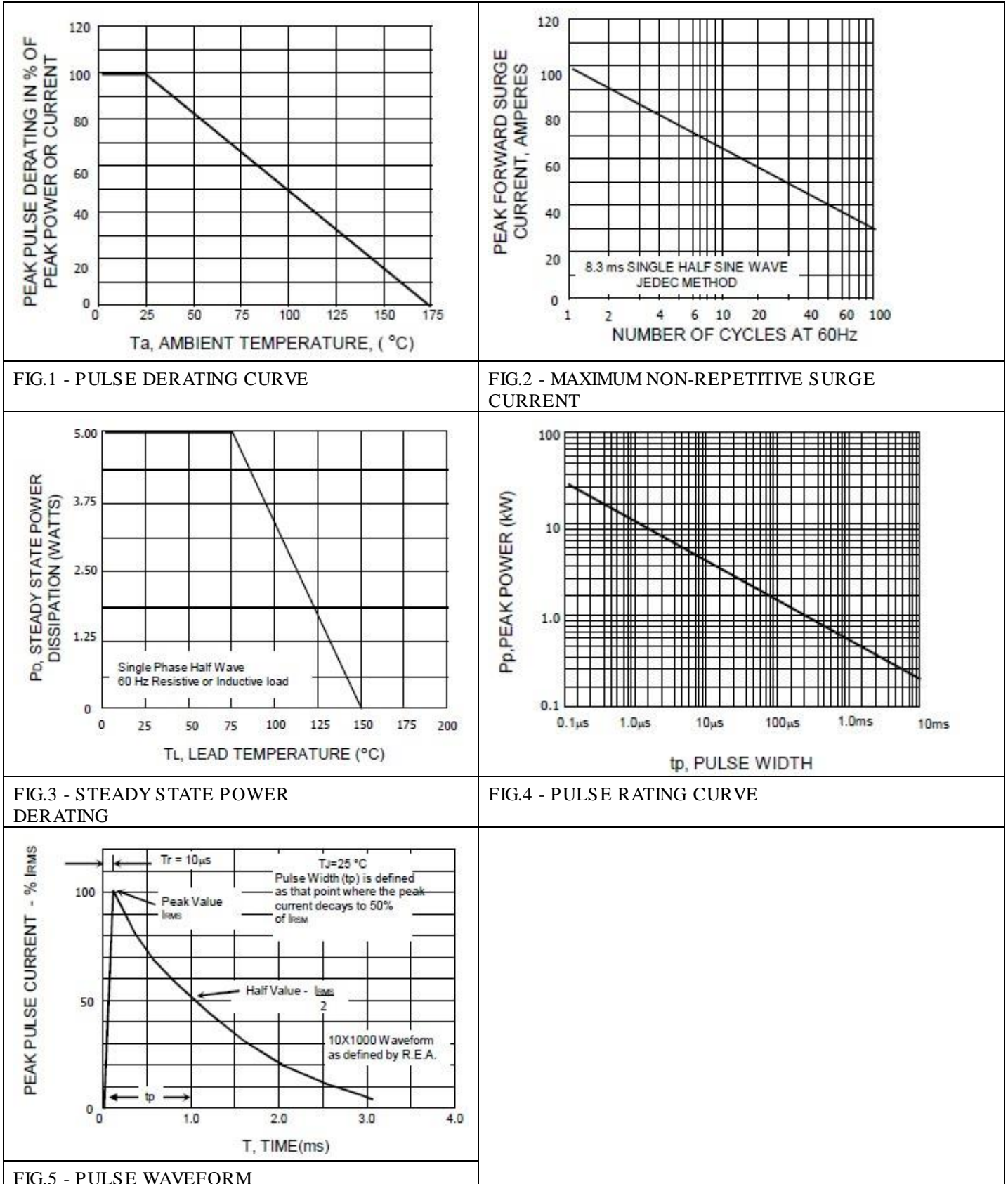
(2) "P6SMB" will be omitted in marking on the diode.

P6SMB_CA

VBR : 6.8 - 440 Volts

PPK : 600 Watts

■ RATING AND CHARACTERISTIC CURVES (P6SMB SERIES)



P6SMB_CA

VBR : 6.8 - 440 Volts

PPK : 600 Watts

Disclaimer

ALL PRODUCT, PRODUCT SPECIFICATIONS AND DATA ARE SUBJECT TO CHANGE WITHOUT NOTICE TO IMPROVE RELIABILITY, FUNCTION OR DESIGN OR OTHERWISE.

Bruckewell Technology Inc., its affiliates, agents, and employees, and all persons acting on its or their behalf (collectively, "Bruckewell"), disclaim any and all liability for any errors, inaccuracies or incompleteness contained in any datasheet or in any other disclosure relating to any product. Bruckewell makes no warranty, representation or guarantee regarding the suitability of the products for any particular purpose or the continuing production of any product. To the maximum extent permitted by applicable law, Bruckewell disclaims

- (i) Any and all liability arising out of the application or use of any product.
- (ii) Any and all liability, including without limitation special, consequential or incidental damages.
- (iii) Any and all implied warranties, including warranties of fitness for particular purpose, non-infringement and merchantability.

Statements regarding the suitability of products for certain types of applications are based on Bruckewell's knowledge of typical requirements that are often placed on Bruckewell products in generic applications.

Such statements are not binding statements about the suitability of products for a particular application. It is the customer's responsibility to validate that a particular product with the properties described in the product specification is suitable for use in a particular application. Parameters provided in datasheets and/or specifications may vary in different applications and performance may vary over time.

Product specifications do not expand or otherwise modify Bruckewell's terms and conditions of purchase, including but not limited to the warranty expressed therein.