

## SMCJ\_5.0\_188CA

Stand-off Voltage : 5.0 to 188V

Peak Pulse Power : 1500 W

### Features

- 1500W peak pulse power capability with a 10/1000µs waveform
- Excellent clamping capability
- Very response Time
- RoHS compliant package

### Mechanical Data

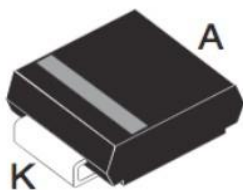
- Case : SMC Molded plastic
- Epoxy : UL94V-O rate flame retardant
- Lead : Lead formed for Surface mount
- Polarity : Color band denotes cathode end
- Mounting position : Any
- Weight : 0.229 gram

### Applications

- For Bi-directional use C or CA Suffix
- Electrical characteristics apply in both directions

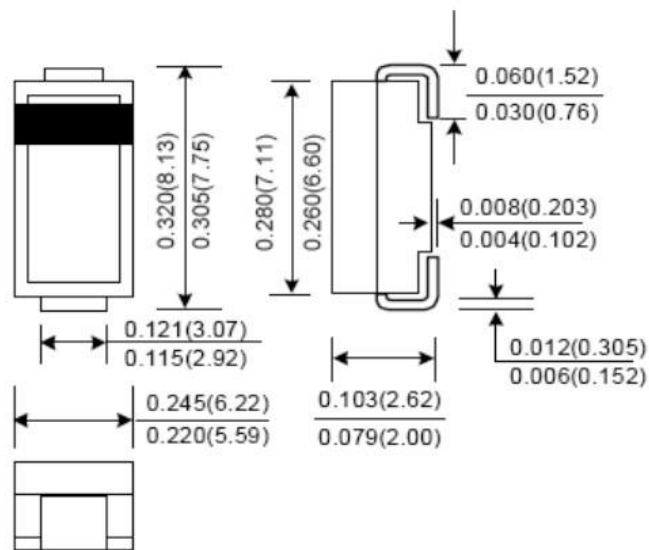
### Packing & Order Information

3,000/Reel




**RoHS**  
COMPLIANT

### SMC (DO-214AB)



Dimensions in inches and (millimeter)

Graphic symbol



## MAXIMUM RATINGS AND ELECTRICAL CHARACTERISTICS

Rating at 25°C ambient temperature unless otherwise specified

Symbol	Parameter	Value	Unit
P <sub>PPM</sub>	Peak Pulse Power Dissipation on 10/1000ms waveform <sup>(1)(2)</sup> (Fig. 3)	Minimum 600	W
I <sub>PPM</sub>	Peak Pulse Current on 10/1000ms waveform <sup>(1)</sup> (Fig. 5)	See Next Table	A
R <sub>θJA</sub>	Typical Thermal Resistance , Junction to Ambient	100	°C/W
T <sub>J</sub> , T <sub>stg</sub>	Operating Junction and Storage Temperature Range	-55 to +150	°C

Notes :

- (1) Non-repetitive Current pulse, per Fig. 3 and derated above T<sub>a</sub> = 25 °C per Fig. 1
- (2) Mounted on 0.31 x 0.31" (8.0 x 8.0 mm) copper pads to each terminal.

## SMCJ\_5.0\_188CA

Stand-off Voltage : 5.0 to 188V

Peak Pulse Power : 1500 W

### ELECTRICAL CHARACTERISTICS (Rating at 25°C ambient temperature unless otherwise specified)

Type No.	Breakdown Voltage @ $I_T^{(1)}$		Reverse Stand-off Voltage	Maximum Reverse Leakage @ VWM	Maximum Peak Pulse Surge Current	Maximum Clamping Voltage @ IPPM	
	VBR (V)						VWM
	Min.	Max.	(mA)	(V)	$\mu A$	(A)	(V)
SMCJ5.0	6.40	7.82	10	5.0	800	62.5	9.6
SMCJ5.0A	6.40	7.07	10	5.0	800	62.5	9.2
SMCJ6.0	6.67	8.15	10	6.0	800	52.6	11.4
SMCJ6.0A	6.67	7.37	10	6.0	800	58.3	10.3
SMCJ6.5	7.22	8.82	10	6.5	500	48.7	12.3
SMCJ6.5A	7.22	7.98	10	6.5	500	53.6	11.2
SMCJ7.0	7.78	9.51	10	7.0	200	45.1	13.3
SMCJ7.0A	7.78	8.6	10	7.0	200	50.0	12.0
SMCJ7.5	8.33	10.2	1.0	7.5	100	42.0	14.3
SMCJ7.5A	8.33	9.21	1.0	7.5	100	46.5	12.9
SMCJ8.0	8.89	10.9	1.0	8.0	50	40.0	15.0
SMCJ8.0A	8.89	9.83	1.0	8.0	50	44.1	13.6
SMCJ8.5	9.44	11.5	1.0	8.5	10	37.7	15.9
SMCJ8.5A	9.44	10.4	1.0	8.5	10	41.7	14.4
SMCJ9.0	10.0	12.2	1.0	9.0	5.0	35.5	16.9
SMCJ9.0A	10.0	11.1	1.0	9.0	5.0	39.0	15.4
SMCJ10	11.1	13.6	1.0	10	1.0	31.9	18.8
SMCJ10A	11.1	12.3	1.0	10	1.0	35.3	17.0
SMCJ11	12.2	14.9	1.0	11	1.0	29.9	20.1
SMCJ11A	12.2	13.5	1.0	11	1.0	33.0	18.2
SMCJ12	13.3	16.3	1.0	12	1.0	27.3	22.0
SMCJ12A	13.3	14.7	1.0	12	1.0	30.2	19.9
SMCJ13	14.4	17.6	1.0	13	1.0	25.2	23.8
SMCJ13A	14.4	15.9	1.0	13	1.0	27.9	21.5
SMCJ14	15.6	19.1	1.0	14	1.0	23.3	25.8
SMCJ14A	15.6	17.2	1.0	14	1.0	25.8	23.2
SMCJ15	16.7	20.4	1.0	15	1.0	22.3	26.9
SMCJ15A	16.7	18.5	1.0	15	1.0	24.0	24.4
SMCJ16	17.8	21.8	1.0	16	1.0	20.8	28.8

## SMCJ\_5.0\_188CA

Stand-off Voltage : 5.0 to 188V

Peak Pulse Power : 1500 W

### ELECTRICAL CHARACTERISTICS (Rating at 25°C ambient temperature unless otherwise specified)

Type No.	Breakdown Voltage @ $I_T^{(1)}$		Reverse Stand-off Voltage	Maximum Reverse Leakage @ VWM	Maximum Peak Pulse Surge Current	Maximum Clamping Voltage @ IPPM	
	VBR (V)		VWM	ID	IPPM	VC	
	Min.	Max.	(V)	$\mu A$	(A)	(V)	
SMCJ16A	17.8	19.7	1.0	16	1.0	23.1	26.0
SMCJ17	18.9	23.1	1.0	17	1.0	19.7	30.5
SMCJ17A	18.9	20.9	1.0	17	1.0	21.7	27.6
SMCJ18	20.0	24.4	1.0	18	1.0	18.6	32.2
SMCJ18A	20.0	22.1	1.0	18	1.0	20.5	29.2
SMCJ20	22.2	27.1	1.0	20	1.0	16.7	35.8
SMCJ20A	22.2	24.5	1.0	20	1.0	18.5	32.4
SMCJ22	24.4	29.8	1.0	22	1.0	15.2	39.4
SMCJ22A	24.4	26.9	1.0	22	1.0	16.9	35.5
SMCJ24	26.7	32.6	1.0	24	1.0	14.0	43.0
SMCJ24A	26.7	29.5	1.0	24	1.0	15.4	38.9
SMCJ26	28.9	35.3	1.0	26	1.0	12.4	46.6
SMCJ26A	28.9	31.9	1.0	26	1.0	14.2	42.1
SMCJ28	31.1	38	1.0	28	1.0	12.0	50.0
SMCJ28A	31.1	34.4	1.0	28	1.0	13.2	45.4
SMCJ30	33.3	40.7	1.0	30	1.0	11.2	53.5
SMCJ30A	33.3	36.8	1.0	30	1.0	12.4	48.4
SMCJ33	36.7	44.9	1.0	33	1.0	10.2	59.0
SMCJ33A	36.7	40.6	1.0	33	1.0	11.3	53.3
SMCJ36	40.0	48.9	1.0	36	1.0	9.3	64.3
SMCJ36A	40.0	44.2	1.0	36	1.0	10.3	58.1
SMCJ40	44.4	54.3	1.0	40	1.0	8.4	71.4
SMCJ40A	44.4	49.1	1.0	40	1.0	9.3	64.5
SMCJ43	47.8	58.4	1.0	43	1.0	7.8	76.7
SMCJ43A	47.8	52.8	1.0	43	1.0	8.6	69.4
SMCJ45	50.0	61.1	1.0	45	1.0	7.5	80.3
SMCJ45A	50.0	55.3	1.0	45	1.0	8.3	72.7
SMCJ48	53.3	65.1	1.0	48	1.0	7.0	85.5
SMCJ48A	53.3	58.9	1.0	48	1.0	7.7	77.4

## SMCJ\_5.0\_188CA

Stand-off Voltage : 5.0 to 188V

Peak Pulse Power : 1500 W

### ELECTRICAL CHARACTERISTICS (Rating at 25°C ambient temperature unless otherwise specified)

Type No.	Breakdown Voltage @ $I_T^{(1)}$		Reverse Stand-off Voltage	Maximum Reverse Leakage @ VWM	Maximum Peak Pulse Surge Current	Maximum Clamping Voltage @ IPPM	
	VBR (V)						VWM
	Min.	Max.	(mA)	(V)	$\mu$ A	(A)	(V)
SMCJ51	56.7	69.3	1.0	51	1.0	6.6	91.1
SMCJ51A	56.7	62.7	1.0	51	1.0	7.3	82.4
SMCJ54	60.0	73.3	1.0	54	1.0	6.2	96.3
SMCJ54A	60.0	66.3	1.0	54	1.0	6.9	87.1
SMCJ58	64.4	78.7	1.0	58	1.0	5.8	103
SMCJ58A	64.4	71.2	1.0	58	1.0	6.4	93.6
SMCJ60	66.7	81.5	1.0	60	1.0	5.6	107
SMCJ60A	66.7	73.7	1.0	60	1.0	6.2	9.8
SMCJ64	71.1	86.9	1.0	64	1.0	5.3	114
SMCJ64A	71.1	78.6	1.0	64	1.0	5.8	103
SMCJ70	77.8	95.1	1.0	70	1.0	4.8	125
SMCJ70A	77.8	86	1.0	70	1.0	5.3	113
SMCJ75	83.3	102	1.0	75	1.0	4.5	134
SMCJ75A	83.3	92.1	1.0	75	1.0	4.9	121
SMCJ78	86.7	106	1.0	78	1.0	4.3	139
SMCJ78A	86.7	95.8	1.0	78	1.0	4.7	126
SMCJ85	94.4	115	1.0	85	1.0	3.9	151
SMCJ85A	94.4	104	1.0	85	1.0	4.4	137
SMCJ90	100	122	1.0	90	1.0	3.8	160
SMCJ90A	100	111	1.0	90	1.0	4.1	146
SMCJ100	111	136	1.0	100	1.0	3.4	179
SMCJ100A	111	123	1.0	100	1.0	3.7	162
SMCJ110	122	149	1.0	110	1.0	3.0	196
SMCJ110A	122	135	1.0	110	1.0	3.4	177
SMCJ120	133	163	1.0	120	1.0	2.8	214
SMCJ120A	133	147	1.0	120	1.0	3.1	193
SMCJ130	144	176	1.0	130	1.0	2.6	231
SMCJ130A	144	159	1.0	130	1.0	2.9	209
SMCJ150	167	204	1.0	150	1.0	2.2	268

## SMCJ\_5.0\_188CA

Stand-off Voltage : 5.0 to 188V

Peak Pulse Power : 1500 W

### ELECTRICAL CHARACTERISTICS (Rating at 25°C ambient temperature unless otherwise specified)

Type No.	Breakdown Voltage @ $I_T^{(1)}$		Reverse Stand-off Voltage	Maximum Reverse Leakage @ VRWM	Maximum Peak Pulse Surge Current	Maximum Clamping Voltage @ IPPM	
	VBR (V)		VRWM	ID	IPPM	VC	
	Min.	Max.	(mA)	(V)	$\mu\text{A}$	(A)	(V)
SMCJ150A	167	185	1.0	150	1.0	2.5	243
SMCJ160	178	218	1.0	160	1.0	2.1	287
SMCJ160A	178	197	1.0	160	1.0	2.3	259
SMCJ170	189	231	1.0	170	1.0	2.0	304
SMCJ170A	189	209	1.0	170	1.0	2.2	275
SMCJ188	209	255	1.0	188	1.0	1.7	344
SMCJ188A	209	231	1.0	188	1.0	2.0	328

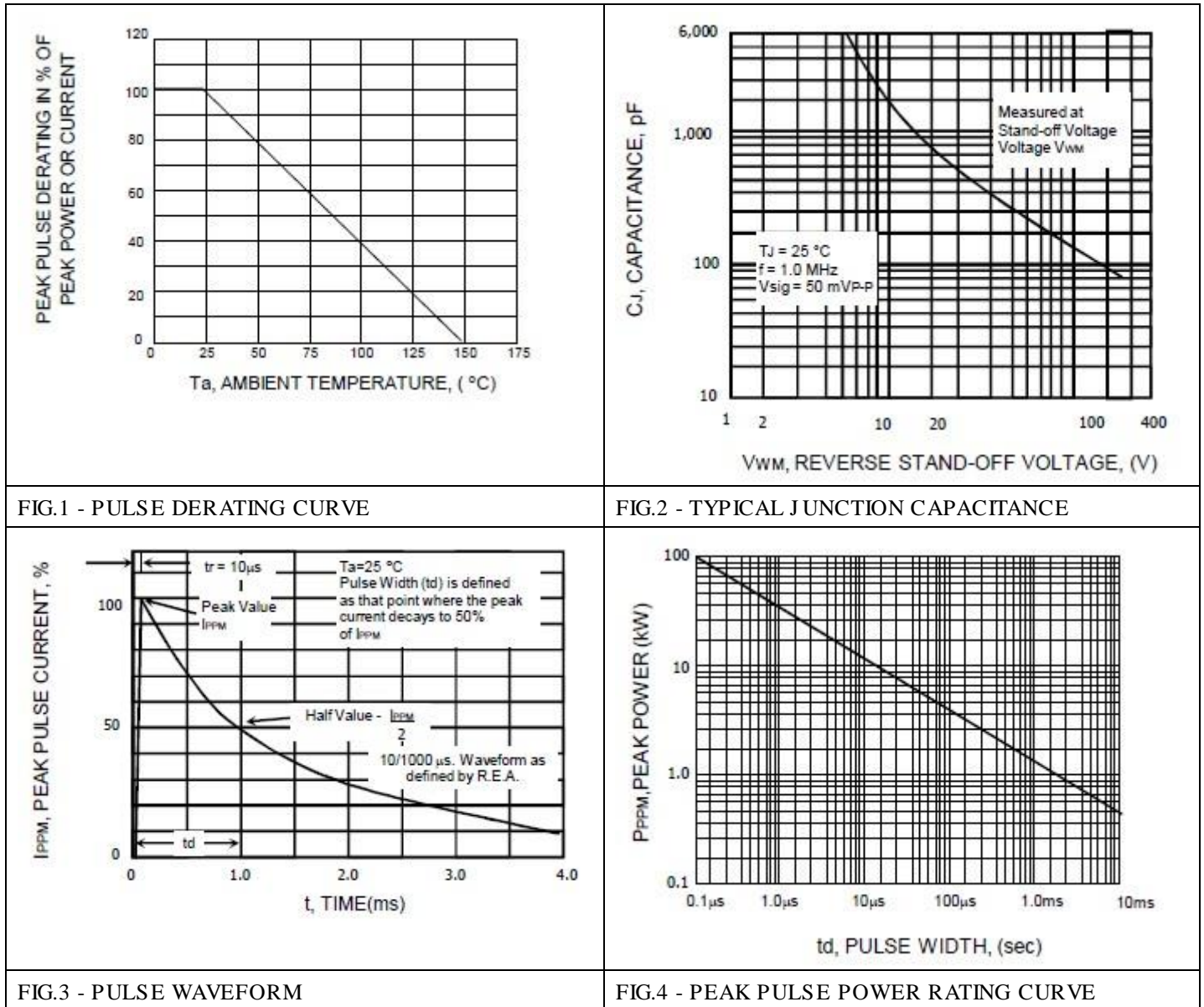
Note: (1) Pulse test :  $t_p \leq 50\text{ms}$ .

## SMCJ\_5.0\_188CA

Stand-off Voltage : 5.0 to 188V

Peak Pulse Power : 1500 W

### ■ RATING AND CHARACTERISTIC CURVES ( SMCJ5.0 - SMCJ188A )



## SMCJ\_5.0\_188CA

Stand-off Voltage : 5.0 to 188V

Peak Pulse Power : 1500 W

### Disclaimer

ALL PRODUCT, PRODUCT SPECIFICATIONS AND DATA ARE SUBJECT TO CHANGE

WITHOUT NOTICE TO IMPROVE RELIABILITY, FUNCTION OR DESIGN OR OTHERWISE.

Bruckewell Technology Inc., its affiliates, agents, and employees, and all persons acting on its or their behalf (collectively, "Bruckewell"), disclaim any and all liability for any errors, inaccuracies or incompleteness contained in any datasheet or in any other disclosure relating to any product.

Bruckewell makes no warranty, representation or guarantee regarding the suitability of the products for any particular purpose or the continuing production of any product. To the maximum extent permitted by applicable law, Bruckewell disclaims

- (i) Any and all liability arising out of the application or use of any product.
- (ii) Any and all liability, including without limitation special, consequential or incidental damages.
- (iii) Any and all implied warranties, including warranties of fitness for particular purpose, non-infringement and merchantability.

Statements regarding the suitability of products for certain types of applications are based on Bruckewell's knowledge of typical requirements that are often placed on Bruckewell products in generic applications.

Such statements are not binding statements about the suitability of products for a particular application. It is the customer's responsibility to validate that a particular product with the properties described in the product specification is suitable for use in a particular application. Parameters provided in datasheets and/or specifications may vary in different applications and performance may vary over time.

Product specifications do not expand or otherwise modify Bruckewell's terms and conditions of purchase, including but not limited to the warranty expressed therein.