

## SMBJ5.0-188A

Stand-off Voltage : 5.0 to 188V

Peak Pulse Power : 600 W

### Features

- 600W peak pulse power capability with a 10/1000 $\mu$ s waveform

- Excellent clamping capability
- Very response Time
- RoHS compliant package
- AEC-Q101 compliant available

### Mechanical Data

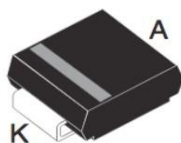
- Case : SMB Molded plastic
- Epoxy : UL94V-O rate flame retardant
- Lead : Lead formed for Surface mount
- Polarity : Color band denotes cathode end
- Mounting position : Any
- Weight : 0.93gram

### Applications

- For Bi-directional use C or CA Suffix
- Electrical characteristics apply in both directions

### Packing & Order Information

3,000/Reel



**RoHS  
COMPLIANT**

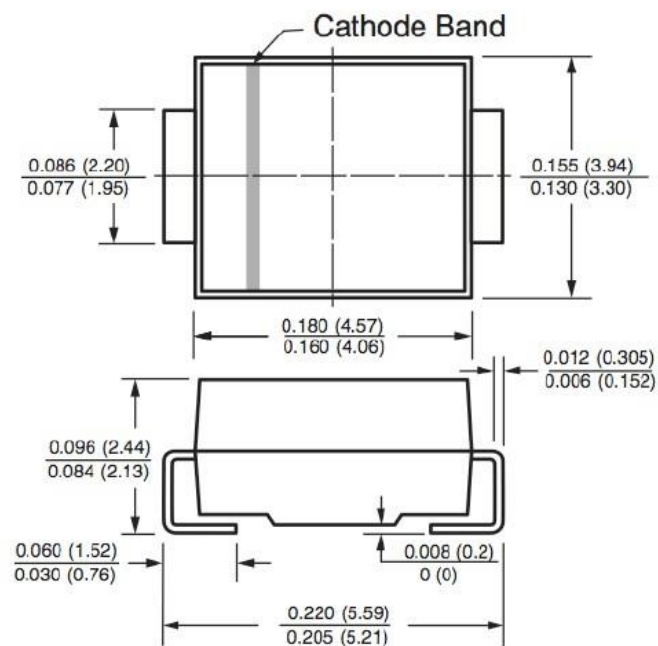
## MAXIMUM RATINGS AND ELECTRICAL CHARACTERISTICS

Rating at 25°C ambient temperature unless otherwise specified


Symbol	Parameter	Value	Unit
P <sub>PPM</sub>	Peak Pulse Power Dissipation on 10/1000ms waveform (1)(2) (Fig. 3)	Minimum 600	W
I <sub>FSM</sub>	Maximum Peak forward Surge Current 8.3 ms single half sine-wave superimposed on rated load ( JEDEC Method ) <sup>(2)</sup>	100	A
I <sub>PPM</sub>	Peak Pulse Current on 10/1000ms waveform <sup>(1)</sup> (Fig. 5)	See Next Table	A
V <sub>FM</sub>	Maximum Instantaneous Forward Voltage at I <sub>F</sub> = 50A	3.5	V
R $\theta$ JA	Typical Thermal Resistance , Junction to Ambient	100	°C/W
T <sub>J</sub> , T <sub>stg</sub>	Operating Junction and Storage Temperature Range	-55 to +150	°C

Notes :

### DO-214AA (SMB)



### Graphic symbol



## SMBJ5.0-188A

Stand-off Voltage : 5.0 to 188V

Peak Pulse Power : 600 W

(1) Non-repetitive Current pulse, per Fig. 5 and derated above  $T_a = 25\text{ }^\circ\text{C}$  per Fig. 1

(2) Mounted on 0.2 x 0.2" (5.0 x 5.0 mm) copper pads to each terminal.

### ELECTRICAL CHARACTERISTICS (Rating at 25°C ambient temperature unless otherwise specified)

Type No.	Breakdown Voltage @ $\Pi^{(1)}$		Reverse Stand-off Voltage	Maximum Reverse Leakage @ VWM	Maximum Peak Pulse Surge Current	Maximum Clamping Voltage @ IPPM	
	VBR (V)						VWM
	Min.	Max.	$\Pi$ (mA)	(V)	$\mu\text{A}$	(A)	(V)
SMBJ5.0	6.40	7.82	10	5.0	800	62.5	9.6
SMBJ5.0A	6.40	7.07	10	5.0	800	62.5	9.2
SMBJ6.0	6.67	8.15	10	6.0	800	52.6	11.4
SMBJ6.0A	6.67	7.37	10	6.0	800	58.3	10.3
SMBJ6.5	7.22	8.82	10	6.5	500	48.7	12.3
SMBJ6.5A	7.22	7.98	10	6.5	500	53.6	11.2
SMBJ7.0	7.78	9.51	10	7.0	200	45.1	13.3
SMBJ7.0A	7.78	8.6	10	7.0	200	50.0	12.0
SMBJ7.5	8.33	10.2	1.0	7.5	100	42.0	14.3
SMBJ7.5A	8.33	9.21	1.0	7.5	100	46.5	12.9
SMBJ8.0	8.89	10.9	1.0	8.0	50	40.0	15.0
SMBJ8.0A	8.89	9.83	1.0	8.0	50	44.1	13.6
SMBJ8.5	9.44	11.5	1.0	8.5	10	37.7	15.9
SMBJ8.5A	9.44	10.4	1.0	8.5	10	41.7	14.4
SMBJ9.0	10.0	12.2	1.0	9.0	5.0	35.5	16.9
SMBJ9.0A	10.0	11.1	1.0	9.0	5.0	39.0	15.4
SMBJ10	11.1	13.6	1.0	10	1.0	31.9	18.8
SMBJ10A	11.1	12.3	1.0	10	1.0	35.3	17.0
SMBJ11	12.2	14.9	1.0	11	1.0	29.9	20.1
SMBJ11A	12.2	13.5	1.0	11	1.0	33.0	18.2
SMBJ12	13.3	16.3	1.0	12	1.0	27.3	22.0
SMBJ12A	13.3	14.7	1.0	12	1.0	30.2	19.9
SMBJ13	14.4	17.6	1.0	13	1.0	25.2	23.8
SMBJ13A	14.4	15.9	1.0	13	1.0	27.9	21.5
SMBJ14	15.6	19.1	1.0	14	1.0	23.3	25.8
SMBJ14A	15.6	17.2	1.0	14	1.0	25.8	23.2
SMBJ15	16.7	20.4	1.0	15	1.0	22.3	26.9

## SMBJ5.0-188A

Stand-off Voltage : 5.0 to 188V

Peak Pulse Power : 600 W

### ELECTRICAL CHARACTERISTICS (Rating at 25°C ambient temperature unless otherwise specified)

Type No.	Breakdown Voltage @ $I_T^{(1)}$		Reverse Stand-off Voltage	Maximum Reverse Leakage @ VWM	Maximum Peak Pulse Surge Current	Maximum Clamping Voltage @ IPPM	
	VBR (V)		VWM	ID	IPPM	VC	
	Min.	Max.	(mA)	(V)	$\mu$ A	(A)	(V)
SMBJ15A	16.7	18.5	1.0	15	1.0	24.0	24.4
SMBJ16	17.8	21.8	1.0	16	1.0	20.8	28.8
SMBJ16A	17.8	19.7	1.0	16	1.0	23.1	26.0
SMBJ17	18.9	23.1	1.0	17	1.0	19.7	30.5
SMBJ17A	18.9	20.9	1.0	17	1.0	21.7	27.6
SMBJ18	20.0	24.4	1.0	18	1.0	18.6	32.2
SMBJ18A	20.0	22.1	1.0	18	1.0	20.5	29.2
SMBJ20	22.2	27.1	1.0	20	1.0	16.7	35.8
SMBJ20A	22.2	24.5	1.0	20	1.0	18.5	32.4
SMBJ22	24.4	29.8	1.0	22	1.0	15.2	39.4
SMBJ22A	24.4	26.9	1.0	22	1.0	16.9	35.5
SMBJ24	26.7	32.6	1.0	24	1.0	14.0	43.0
SMBJ24A	26.7	29.5	1.0	24	1.0	15.4	38.9
SMBJ26	28.9	35.3	1.0	26	1.0	12.4	46.6
SMBJ26A	28.9	31.9	1.0	26	1.0	14.2	42.1
SMBJ28	31.1	38	1.0	28	1.0	12.0	50.0
SMBJ28A	31.1	34.4	1.0	28	1.0	13.2	45.4
SMBJ30	33.3	40.7	1.0	30	1.0	11.2	53.5
SMBJ30A	33.3	36.8	1.0	30	1.0	12.4	48.4
SMBJ33	36.7	44.9	1.0	33	1.0	10.2	59.0
SMBJ33A	36.7	40.6	1.0	33	1.0	11.3	53.3
SMBJ36	40.0	48.9	1.0	36	1.0	9.3	64.3
SMBJ36A	40.0	44.2	1.0	36	1.0	10.3	58.1
SMBJ40	44.4	54.3	1.0	40	1.0	8.4	71.4
SMBJ40A	44.4	49.1	1.0	40	1.0	9.3	64.5
SMBJ43	47.8	58.4	1.0	43	1.0	7.8	76.7
SMBJ43A	47.8	52.8	1.0	43	1.0	8.6	69.4
SMBJ45	50.0	61.1	1.0	45	1.0	7.5	80.3
SMBJ45A	50.0	55.3	1.0	45	1.0	8.3	72.7

## SMBJ5.0-188A

Stand-off Voltage : 5.0 to 188V

Peak Pulse Power : 600 W

### ELECTRICAL CHARACTERISTICS (Rating at 25°C ambient temperature unless otherwise specified)

Type No.	Breakdown Voltage @ $\Pi^{(1)}$		Reverse Stand-off Voltage	Maximum Reverse Leakage @ VWM	Maximum Peak Pulse Surge Current	Maximum Clamping Voltage @ IPPM	
	VBR (V)						VWM
	Min.	Max.	(mA)	(V)	$\mu\text{A}$	(A)	(V)
SMBJ48	53.3	65.1	1.0	48	1.0	7.0	85.5
SMBJ48A	53.3	58.9	1.0	48	1.0	7.7	77.4
SMBJ51	56.7	69.3	1.0	51	1.0	6.6	91.1
SMBJ51A	56.7	62.7	1.0	51	1.0	7.3	82.4
SMBJ54	60.0	73.3	1.0	54	1.0	6.2	96.3
SMBJ54A	60.0	66.3	1.0	54	1.0	6.9	87.1
SMBJ58	64.4	78.7	1.0	58	1.0	5.8	103
SMBJ58A	64.4	71.2	1.0	58	1.0	6.4	93.6
SMBJ60	66.7	81.5	1.0	60	1.0	5.6	107
SMBJ60A	66.7	73.7	1.0	60	1.0	6.2	9.8
SMBJ64	71.1	86.9	1.0	64	1.0	5.3	114
SMBJ64A	71.1	78.6	1.0	64	1.0	5.8	103
SMBJ70	77.8	95.1	1.0	70	1.0	4.8	125
SMBJ70A	77.8	86	1.0	70	1.0	5.3	113
SMBJ75	83.3	102	1.0	75	1.0	4.5	134
SMBJ75A	83.3	92.1	1.0	75	1.0	4.9	121
SMBJ78	86.7	106	1.0	78	1.0	4.3	139
SMBJ78A	86.7	95.8	1.0	78	1.0	4.7	126
SMBJ85	94.4	115	1.0	85	1.0	3.9	151
SMBJ85A	94.4	104	1.0	85	1.0	4.4	137
SMBJ90	100	122	1.0	90	1.0	3.8	160
SMBJ90A	100	111	1.0	90	1.0	4.1	146
SMBJ100	111	136	1.0	100	1.0	3.4	179
SMBJ100A	111	123	1.0	100	1.0	3.7	162
SMBJ110	122	149	1.0	110	1.0	3.0	196
SMBJ110A	122	135	1.0	110	1.0	3.4	177
SMBJ120	133	163	1.0	120	1.0	2.8	214
SMBJ120A	133	147	1.0	120	1.0	3.1	193
SMBJ130	144	176	1.0	130	1.0	2.6	231

## SMBJ5.0-188A

Stand-off Voltage : 5.0 to 188V

Peak Pulse Power : 600 W

### ELECTRICAL CHARACTERISTICS (Rating at 25°C ambient temperature unless otherwise specified)

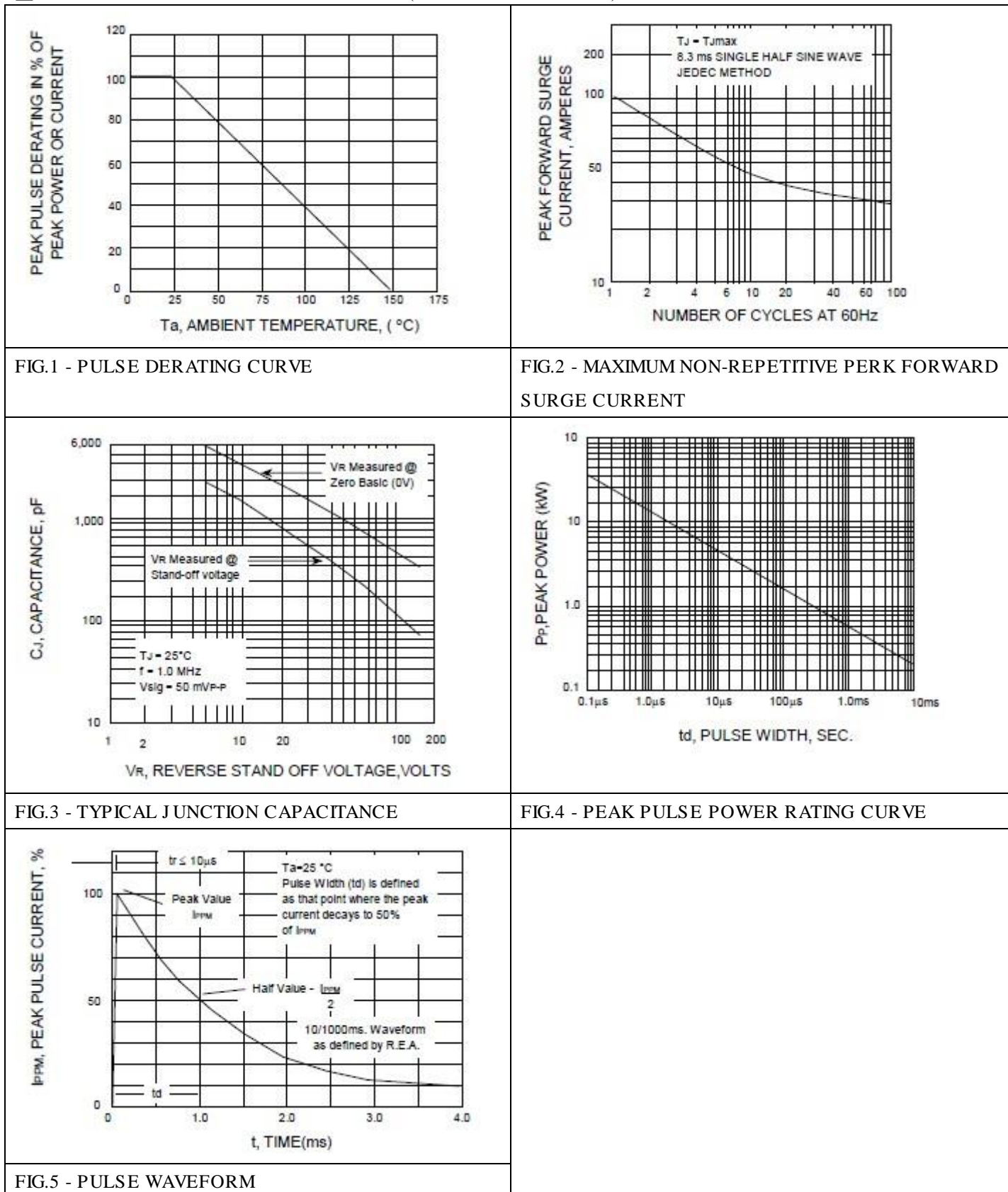
Type No.	Breakdown Voltage @ $I_T^{(1)}$		Reverse Stand-off Voltage	Maximum Reverse Leakage @ VWM	Maximum Peak Pulse Surge Current	Maximum Clamping Voltage @ IPPM	
	VBR (V)						VWM
	Min.	Max.	(mA)	(V)	$\mu A$	(A)	(V)
SMBJ130A	144	159	1.0	130	1.0	2.9	209
SMBJ150	167	204	1.0	150	1.0	2.2	268
SMBJ150A	167	185	1.0	150	1.0	2.5	243
SMBJ160	178	218	1.0	160	1.0	2.1	287
SMBJ160A	178	197	1.0	160	1.0	2.3	259
SMBJ170	189	231	1.0	170	1.0	2.0	304
SMBJ170A	189	209	1.0	170	1.0	2.2	275
SMBJ188	209	255	1.0	188	1.0	1.7	344
SMBJ188A	209	231	1.0	188	1.0	2.0	328

## SMBJ5.0-188A

Stand-off Voltage : 5.0 to 188V

Peak Pulse Power : 600 W

### ■ RATING AND CHARACTERISTIC CURVES (SMBJ5.0 - SMBJ188A)



## SMBJ5.0-188A

Stand-off Voltage : 5.0 to 188V

Peak Pulse Power : 600 W

### Disclaimer

ALL PRODUCT, PRODUCT SPECIFICATIONS AND DATA ARE SUBJECT TO CHANGE WITHOUT NOTICE TO IMPROVE RELIABILITY, FUNCTION OR DESIGN OR OTHERWISE.

Bruckewell Technology Inc., its affiliates, agents, and employees, and all persons acting on its or their behalf (collectively, "Bruckewell"), disclaim any and all liability for any errors, inaccuracies or incompleteness contained in any datasheet or in any other disclosure relating to any product. Bruckewell makes no warranty, representation or guarantee regarding the suitability of the products for any particular purpose or the continuing production of any product. To the maximum extent permitted by applicable law, Bruckewell disclaims

- (i) Any and all liability arising out of the application or use of any product.
- (ii) Any and all liability, including without limitation special, consequential or incidental damages.
- (iii) Any and all implied warranties, including warranties of fitness for particular purpose, non-infringement and merchantability.

Statements regarding the suitability of products for certain types of applications are based on Bruckewell's knowledge of typical requirements that are often placed on Bruckewell products in generic applications.

Such statements are not binding statements about the suitability of products for a particular application. It is the customer's responsibility to validate that a particular product with the properties described in the product specification is suitable for use in a particular application. Parameters provided in datasheets and/or specifications may vary in different applications and performance may vary over time.

Product specifications do not expand or otherwise modify Bruckewell's terms and conditions of purchase, including but not limited to the warranty expressed therein.