

SD14

Surface Mount High Current Density Schottky Rectifiers 1.0 Amp 40V

Features

- Guarding protection
- Low forward voltage
- Reverse energy tested
- High current capability
- Extremely low thermal resistance
- RoHS compliant package

Mechanical Data

- Case: SOD-123 Molded plastic
- Epoxy: UL94V-O rate flame retardant
- Lead: Lead Formed for Surface Mount
- Polarity: Color band denotes cathode end
- Mounting position: Any

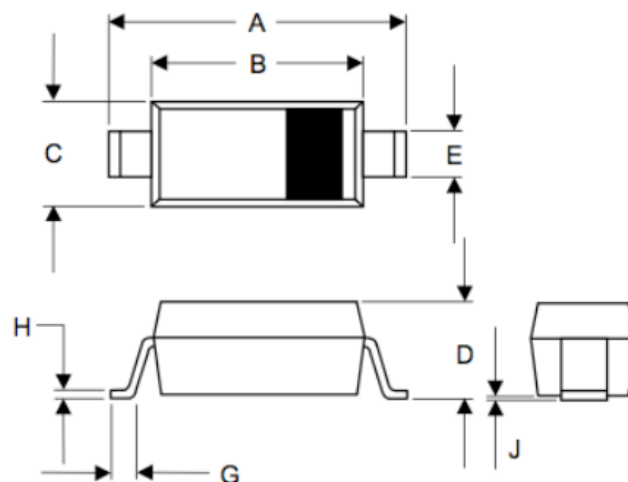
Packing & Order Information

3,000/Reel



**RoHS
COMPLIANT**

SOD123



DIMENSIONS					
DIM	INCHES		MM		NOTE
	MIN	MAX	MIN	MAX	
A	.140	.152	3.55	3.85	
B	.100	.112	2.55	2.85	
C	.055	.071	1.40	1.80	
D	----	.053	----	1.35	
E	.012	.031	0.30	.78	
G	.006	----	0.15	----	
H	----	.01	----	.25	
J	----	.006	----	.15	

Graphic symbol



MAXIMUM RATINGS AND ELECTRICAL CHARACTERISTICS

Maximum Ratings (Tc=25°C unless otherwise noted)

Parameter	Symbol	SD14	Unit
Maximum repetitive peak reverse voltage	VRRM	40	V
Working peak reverse voltage	VRWM	28	V
Maximum DC blocking voltage	VDC	40	V
Maximum average forward rectified current	IF(AV)	1.0	A
Operating junction temperature range	TJ	-55 to +125	°C
Storage temperature range	TSTG	-55 to +150	°C

SD14

Surface Mount High Current Density Schottky Rectifiers 1.0 Amp 40V

Maximum Ratings (Tc=25°C unless otherwise noted)

Parameter	Symbol	SD14	Unit
Peak forward surge current 8.3ms single half sine-wave superimposed on rated load (JEDEC Method)	IFSM	30	A
1pulse/4S t=500us exponent wave		180	

Note:

- (1) Mounted on 30 mm x 30 mm Al P.C.B. with 50 mm x 25 mm x 100 mm fin heat sink
- (2) Free air, mounted on recommended copper pad area

Electrical characteristics (Tc=25°C unless otherwise noted)

Parameter	Symbol	Value		Unit
		Typical	Max	
Instantaneous forward voltage at IF=1A, Tj=25°C	VF	0.48	0.50	V
Maximum reverse current per leg at working peak reverse voltage	IR	200		u'A
Tj=25°C		20		m'A
Junction Capacitance	CJ	230		pF

Thermal characteristics (Tc=25°C unless otherwise noted)

Parameter	Symbol	Value	Unit
Typical thermal resistance	RθJA	320	°C/W

Notes:

- (1) Pulse test: 300 μs pulse width, 1 % duty cycle
- (2) Pulse test: Pulse width ≤ 40 ms

SD14

Surface Mount High Current Density Schottky Rectifiers 1.0 Amp 40V

■ RATINGS AND CHARACTERISTIC CURVES

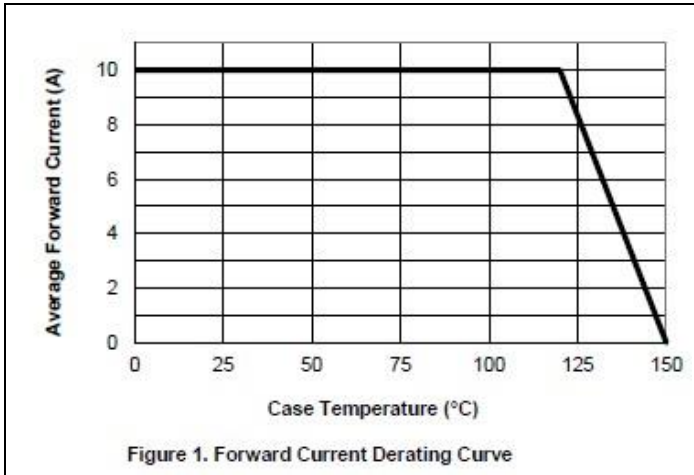


FIG. 1- FORWARD DERATING CURVE

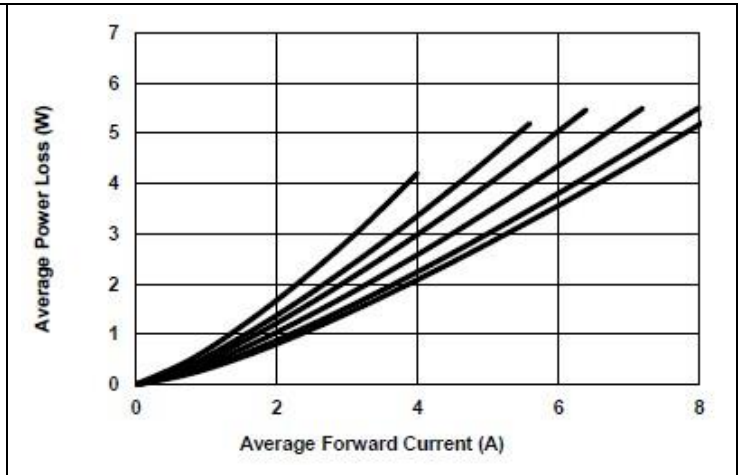


FIG. 2- TYPICAL JUNCTION CHARACTERISTIC

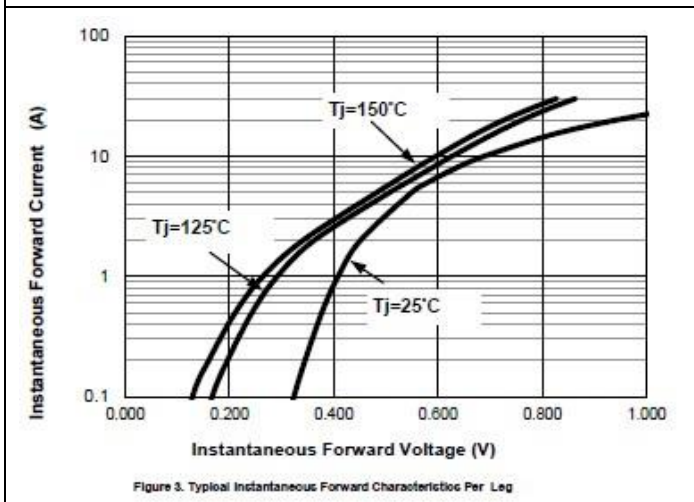


FIG. 3- TYPICAL REVERSE CHARACTERISTICS

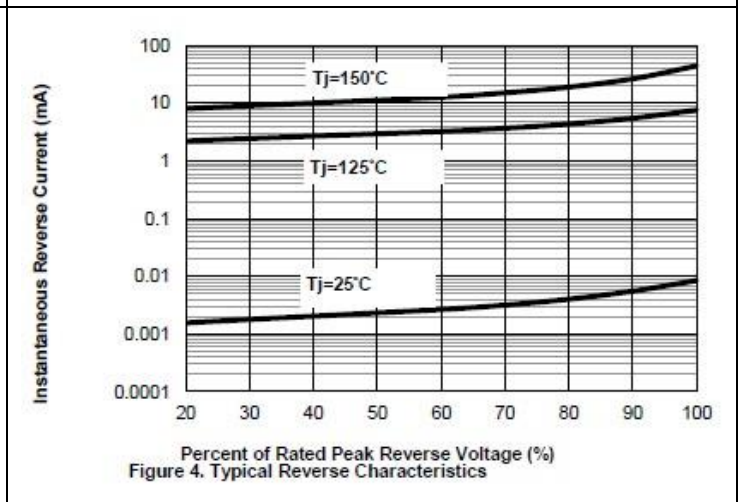


FIG. 4- TYPICAL FORWARD CHARACTERISTICS

SD14

Surface Mount High Current Density Schottky Rectifiers 1.0 Amp 40V

Disclaimer

ALL PRODUCT, PRODUCT SPECIFICATIONS AND DATA ARE SUBJECT TO CHANGE WITHOUT NOTICE TO IMPROVE RELIABILITY, FUNCTION OR DESIGN OR OTHERWISE.

Bruckewell Technology Inc., its affiliates, agents, and employees, and all persons acting on its or their behalf (collectively, "Bruckewell"), disclaim any and all liability for any errors, inaccuracies or incompleteness contained in any datasheet or in any other disclosure relating to any product. Bruckewell makes no warranty, representation or guarantee regarding the suitability of the products for any particular purpose or the continuing production of any product. To the maximum extent permitted by applicable law, Bruckewell disclaims

- (i) Any and all liability arising out of the application or use of any product.
- (ii) Any and all liability, including without limitation special, consequential or incidental damages.
- (iii) Any and all implied warranties, including warranties of fitness for particular purpose, non-infringement and merchantability.

Statements regarding the suitability of products for certain types of applications are based on Bruckewell's knowledge of typical requirements that are often placed on Bruckewell products in generic applications.

Such statements are not binding statements about the suitability of products for a particular application. It is the customer's responsibility to validate that a particular product with the properties described in the product specification is suitable for use in a particular application. Parameters provided in datasheets and/or specifications may vary in different applications and performance may vary over time.

Product specifications do not expand or otherwise modify Bruckewell's terms and conditions of purchase, including but not limited to the warranty expressed therein.