

SB52-SB56

5.0 Amp Schottky Barrier Rectifiers

Features

- Low forward voltage drop
- High current capability
- High reliability
- High surge current capability
- Epitaxial construction
- RoHS compliant package

Mechanical Data

- Case: DO-201AD,
- Case: Molded plastic
- Epoxy: UL 94V-0 rate flame retardant
- Lead: Lead solderable per MIL-STD-202, method 208

guaranteed

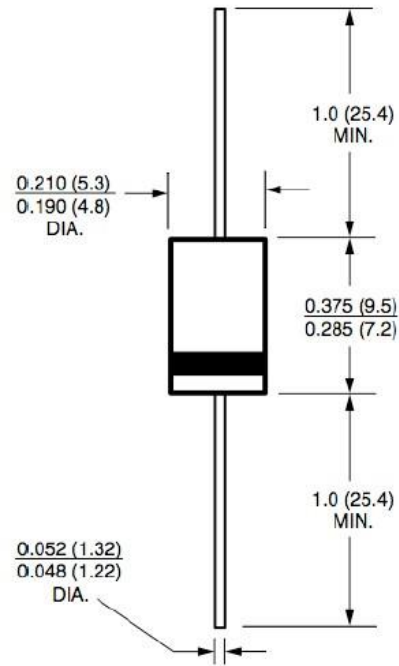
- Mounting position: Any
- Weight: 1.10 grams(Approximately)

Packing & Order Information

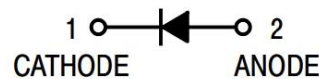
3,000/Reel



**RoHS
COMPLIANT**



Graphic symbol



MAXIMUM RATINGS AND ELECTRICAL CHARACTERISTICS

Maximum Ratings (Tc=25°C unless otherwise noted)

		SB52	SB53	SB54	SB55	SB56	Unit
Device marking code		SB52	SB53	SB54	SB55	SB56	
Maximum repetitive peak reverse voltage	VRRM	20	30	40	50	60	V
Maximum RMS voltage	VRWS	14	21	28	35	42	V
Maximum DC blocking voltage	VDC	20	30	40	50	60	V
Maximum average forward rectified current at TL=90°C	IF(AV)	5					A
Peak forward surge current 8.3ms single half-sine-wave	IFSM	100					A
Storage temperature range	TSTG	-55 to +150					°C

SB52-SB56

5.0 Amp Schottky Barrier Rectifiers

Maximum Ratings (Tc=25°C unless otherwise noted)

		SB52	SB53	SB54	SB55	SB56	Unit
Device marking code		SB52	SB53	SB54	SB55	SB56	
Maximum instantaneous forward voltage at IFM=1.0A (NOTE1)	VF	0.55			0.7		V
Maximum DC reverse current TJ=25°C	IR	0.5					V
At rated DC blocking voltage TJ=125°C		20					V

Thermal characteristics (Tc=25°C unless otherwise noted)

Parameter	Symbol	Value	Unit
Typical thermal resistance	RθJA	28	°C/W
	Rthjl	20	

Notes:

(1) L = 10mm

SB52-SB56

5.0 Amp Schottky Barrier Rectifiers

■ RATINGS AND CHARACTERISTIC CURVES

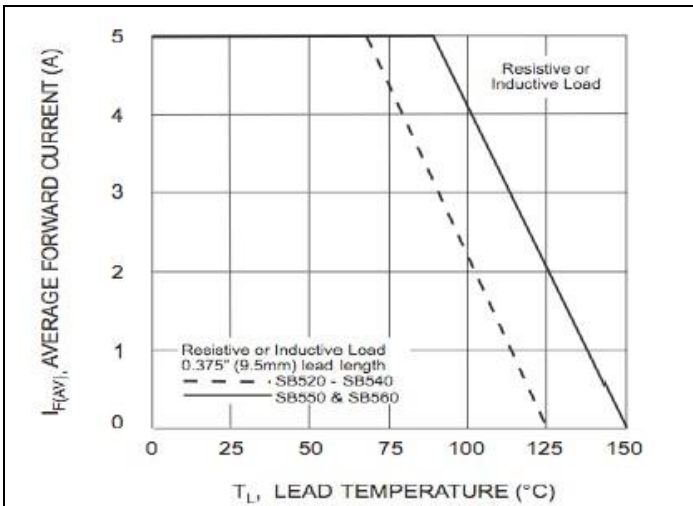


FIG. 1- FORWARD CURRENT DERATING CURVE

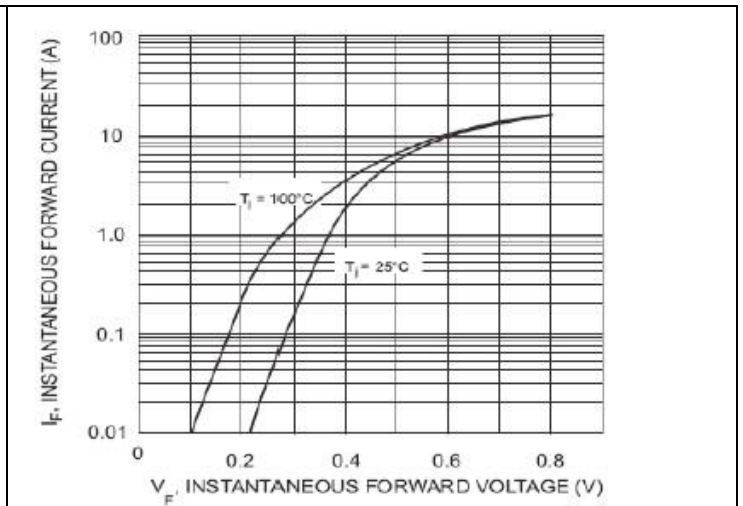


FIG. 2- TYPICAL FORWARD CHARACTERISTICS, SB502-SB504

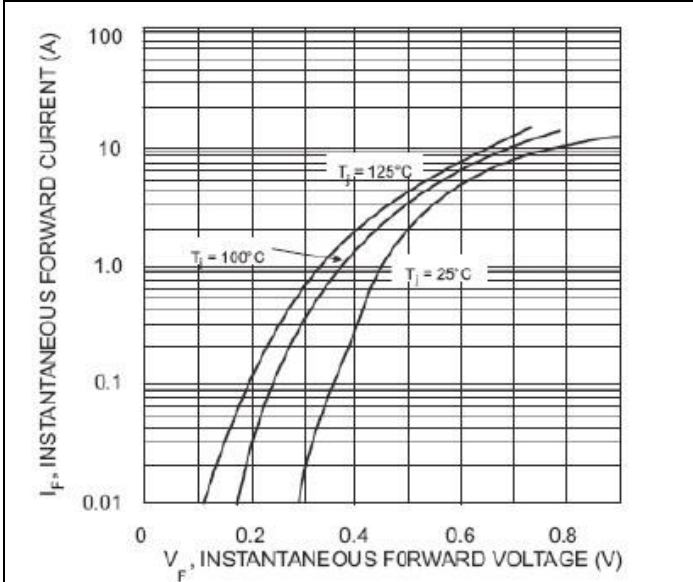


FIG. 3- TYPICAL FORWARD CHARACTERISTICS, SB505&SB506

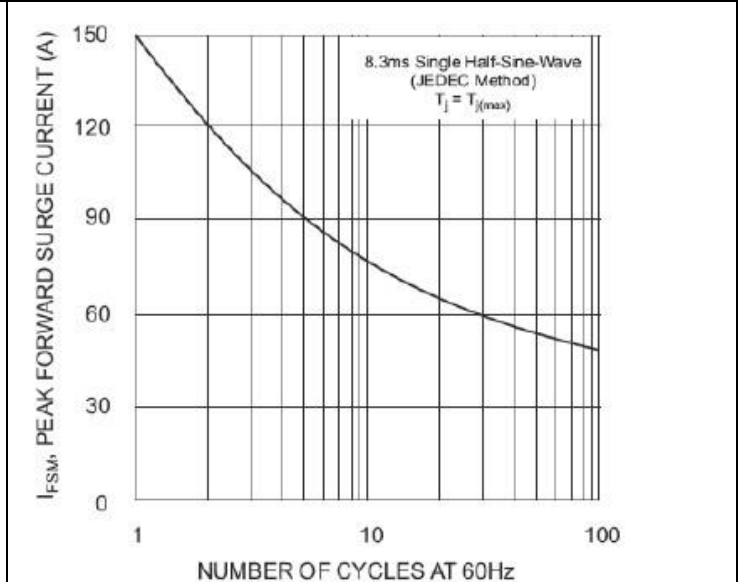


FIG. 4- MAX NON-REPETITIVE PEAK FWD SURGE CURRENT

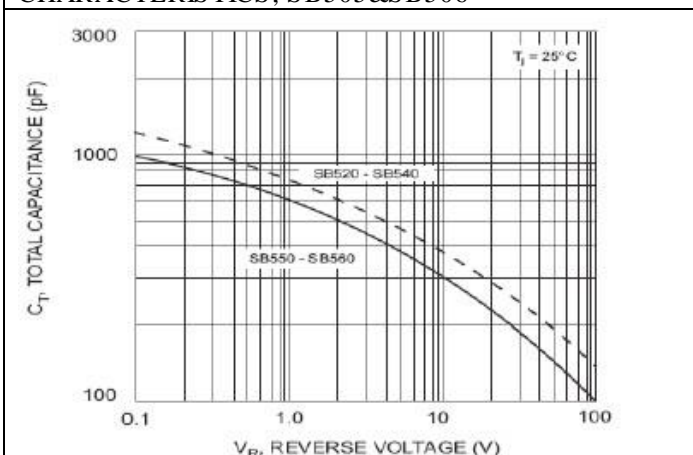


FIG. 3- TYPICAL TOTAL CAPACITANCE

SB52-SB56

5.0 Amp Schottky Barrier Rectifiers

Disclaimer

ALL PRODUCT, PRODUCT SPECIFICATIONS AND DATA ARE SUBJECT TO CHANGE

WITHOUT NOTICE TO IMPROVE RELIABILITY, FUNCTION OR DESIGN OR OTHERWISE.

Bruckewell Technology Inc., its affiliates, agents, and employees, and all persons acting on its or their behalf (collectively, "Bruckewell"), disclaim any and all liability for any errors, inaccuracies or incompleteness contained in any datasheet or in any other disclosure relating to any product.

Bruckewell makes no warranty, representation or guarantee regarding the suitability of the products for any particular purpose or the continuing production of any product. To the maximum extent permitted by applicable law, Bruckewell disclaims

- (i) Any and all liability arising out of the application or use of any product.
- (ii) Any and all liability, including without limitation special, consequential or incidental damages.
- (iii) Any and all implied warranties, including warranties of fitness for particular purpose, non-infringement and merchantability.

Statements regarding the suitability of products for certain types of applications are based on Bruckewell's knowledge of typical requirements that are often placed on Bruckewell products in generic applications.

Such statements are not binding statements about the suitability of products for a particular application. It is the customer's responsibility to validate that a particular product with the properties described in the product specification is suitable for use in a particular application. Parameters provided in datasheets and/or specifications may vary in different applications and performance may vary over time.

Product specifications do not expand or otherwise modify Bruckewell's terms and conditions of purchase, including but not limited to the warranty expressed therein.