

RS1010FS

Product profile

Surface Mount High Current Density Schottky

General description

Rectifiers 1.2 Amp 1000V

Features

Low forward voltage

Reverse energy tested

High current capability

Extremely low thermal resistance

Mechanical data

Case: SOD-123 Molded plastic

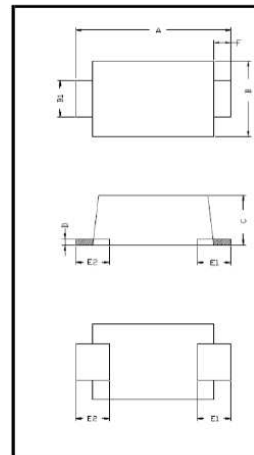
Epoxy: UL94V-O rate flame retardant

Lead: Lead Formed for Surface Mount

Polarity: Color band denotes cathode end

Mounting position: Any

SOD123S



Dimension	Millimeters		Inches	
	Min	Max	Min	Max
A	3.50	3.90	0.138	0.154
B	1.60	2.00	0.063	0.079
B1	0.80	1.00	0.031	0.039
C	1.00	1.40	0.039	0.055
D	0.12	0.20	0.005	0.008
E1	0.60	1.00	0.024	0.039
E2	0.60	1.00	0.024	0.039
F	0.20	0.60	0.008	0.024

Maximum Ratings (Tc=25°C unless otherwise noted)

Parameter	Symbol	RS1010FS	Unit
Maximum repetitive peak reverse voltage	VRRM	1000	V
RMS Voltage (Max.)	VRMS	700	V
Working peak reverse voltage	VRWM	1000	V
Maximum average forward rectified current	IF(AV)	1.2	A
Peak forward surge current 8.3ms single half sine-wave superimposed on rated load (JEDEC Method)	IFSM	30	A
Operating junction temperature range	TJ	-55 to +150	°C
Storage temperature range	TSTG	-55 to +150	°C

THERMAL CHARACTERISTICS

Parameter	Symbol	Value	Unit
Typical thermal resistance	RθJA	42	°C/W

Notes:

- (1) Pulse test: 300 μs pulse width, 1 % duty cycle
- (2) Pulse test: Pulse width ≤ 40 ms

RS1010FS

Electrical characteristics (Tc=25°C unless otherwise noted)

OFF CHARACTERISTICS

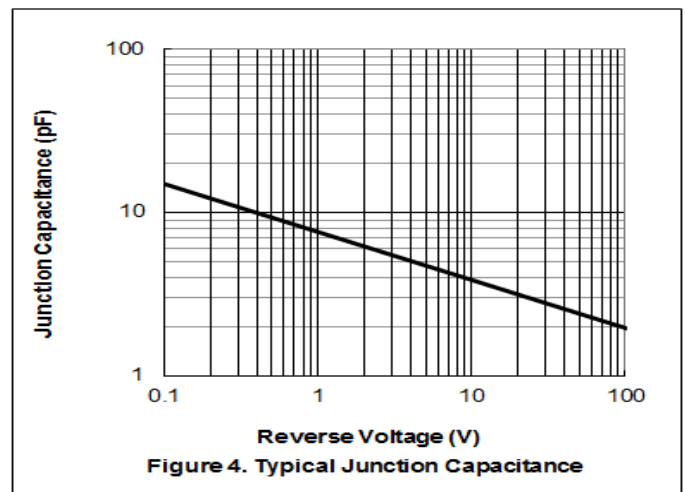
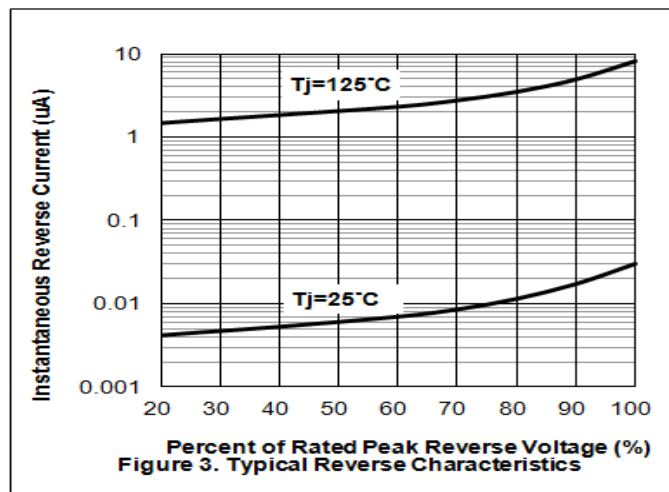
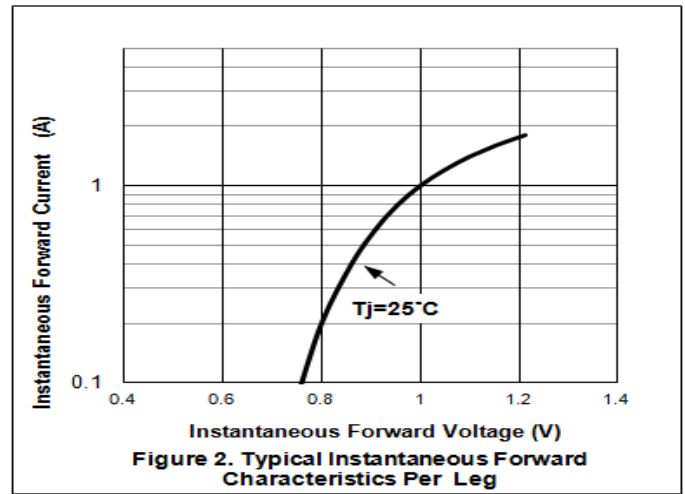
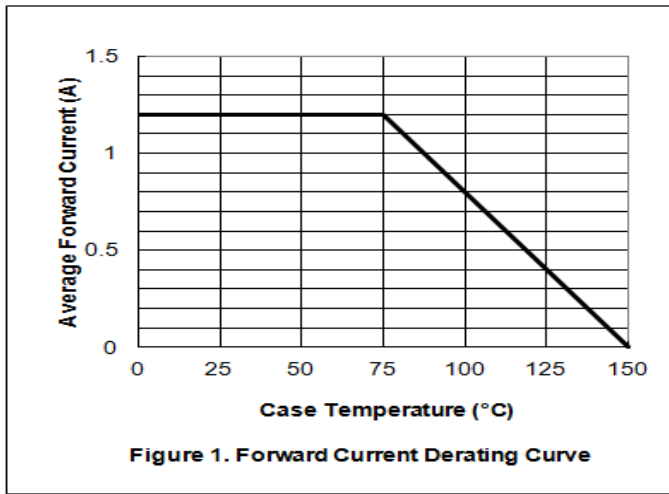
Parameter	Symbol	Value		Unit
		Typical	Max	
Instantaneous forward voltage at IF=1.2A, Tj=25°C	VF	1.1	1.25	V
Maximum reverse current Tj=25°C	IR	2		uA
at working peak reverse voltage Tj=125°C		2		mA
Reverse recovery time At IF=500mA IR=1.00A Irr=0.25	trr	500		nS
Junction Capacitance @ DC 5V	CJ	4		pF

DEVICE MARK

RS1010FS

RS1010FS

■ Characteristic Curves



RS1010FS

Disclaimer

ALL PRODUCT, PRODUCT SPECIFICATIONS AND DATA ARE SUBJECT TO CHANGE WITHOUT NOTICE TO IMPROVE RELIABILITY, FUNCTION OR DESIGN OR OTHERWISE.

Bruckewell Technology Inc., its affiliates, agents, and employees, and all persons acting on its or their behalf (collectively, "Bruckewell"), disclaim any and all liability for any errors, inaccuracies or incompleteness contained in any datasheet or in any other disclosure relating to any product.

Bruckewell makes no warranty, representation or guarantee regarding the suitability of the products for any particular purpose or the continuing production of any product. To the maximum extent permitted by applicable law, Bruckewell disclaims

- (i) Any and all liability arising out of the application or use of any product.
- (ii) Any and all liability, including without limitation special, consequential or incidental damages.
- (iii) Any and all implied warranties, including warranties of fitness for particular purpose, non-infringement and merchantability.

Statements regarding the suitability of products for certain types of applications are based on Bruckewell's knowledge of typical requirements that are often placed on Bruckewell products in generic applications.

Such statements are not binding statements about the suitability of products for a particular application. It is the customer's responsibility to validate that a particular product with the properties described in the product specification is suitable for use in a particular application. Parameters provided in datasheets and/or specifications may vary in different applications and performance may vary over time.

Product specifications do not expand or otherwise modify Bruckewell's terms and conditions of purchase, including but not limited to the warranty expressed therein.