

# RB551V-30

## Surface Mount Schottky Rectifier

### Features

- Low VF
- For Surface Mount Application
- Higher Temp Soldering: 250°C for 10 Seconds at

### Terminals

- RoHS compliant package

### Mechanical Data

- Case: Molded Plastic
- Epoxy: UL 94V-0 Rate Flame Retardant
- Lead: Axial Leads, Solderable per MIL-STD-202

### Method 208 Guaranteed

- Polarity: Color Band Denotes Cathode End
- Mounting Position: Any

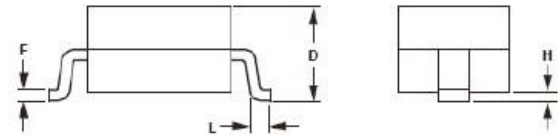
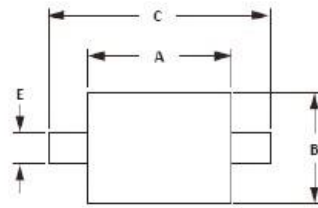
### Packing & Order Information

3,000/Reel



**RoHS**  
COMPLIANT

SOD-323



OUTLINE DIMENSIONS				
DIM	MILLIMETERS		INCHES	
	MIN	MAX	MIN	MAX
A	1.60	1.90	0.063	0.075
B	1.15	1.45	0.045	0.057
C	2.39	2.70	0.094	0.106
D	0.80	1.10	0.031	0.043
E	0.25	0.40	0.010	0.016
F	0.10	0.20	0.004	0.008
H	-	0.10	-	0.004
L	0.20	-	0.008	-

**NOTES**  
 1. Controlling dimension: millimeters.  
 2. Dimensioning and tolerances per ANSI Y14.5M, 1985.  
 3. Dimensions are exclusive of mold flash and metal burrs.

### Graphic symbol



## MAXIMUM RATINGS AND ELECTRICAL CHARACTERISTICS

Maximum Ratings (Tc=25°C unless otherwise noted)

Parameter	Symbol	RB551V-30	Unit
Maximum repetitive peak reverse voltage	VRRM	30	V
Working peak reverse voltage	VRWM	20	V
Maximum average forward rectified current TA=100°C	IF(AV)	0.5	A
Peak forward surge current 8.3ms single half sine-wave superimposed on rated load (JEDEC Method)	IFSM	2	A
Power Dissipation	PD	200	pF
Operating junction temperature range	TJ	-55 to +125	°C
Storage temperature range	TSTG	-55 to +150	°C

## RB551V-30

### Surface Mount Schottky Rectifier

Note:

- (1) Mounted on 30 mm x 30 mm Al P.C.B. with 50 mm x 25 mm x 100 mm fin heat sink
- (2) Free air, mounted on recommended copper pad area

#### Electrical characteristics (Tc=25°C unless otherwise noted)

Parameter	Symbol	Value		Unit
		Typical	Max	
Instantaneous forward voltage at IF=100mA, Tj=25°C at IF=500mA, Tj=25°C	VF		0.36 0.47	V
Maximum reverse current per leg Tj=25°C	IR	0.1		mA

#### Thermal characteristics (Tc=25°C unless otherwise noted)

Parameter	Symbol	Value	Unit
Typical thermal resistance	RθJA	625	°C/W

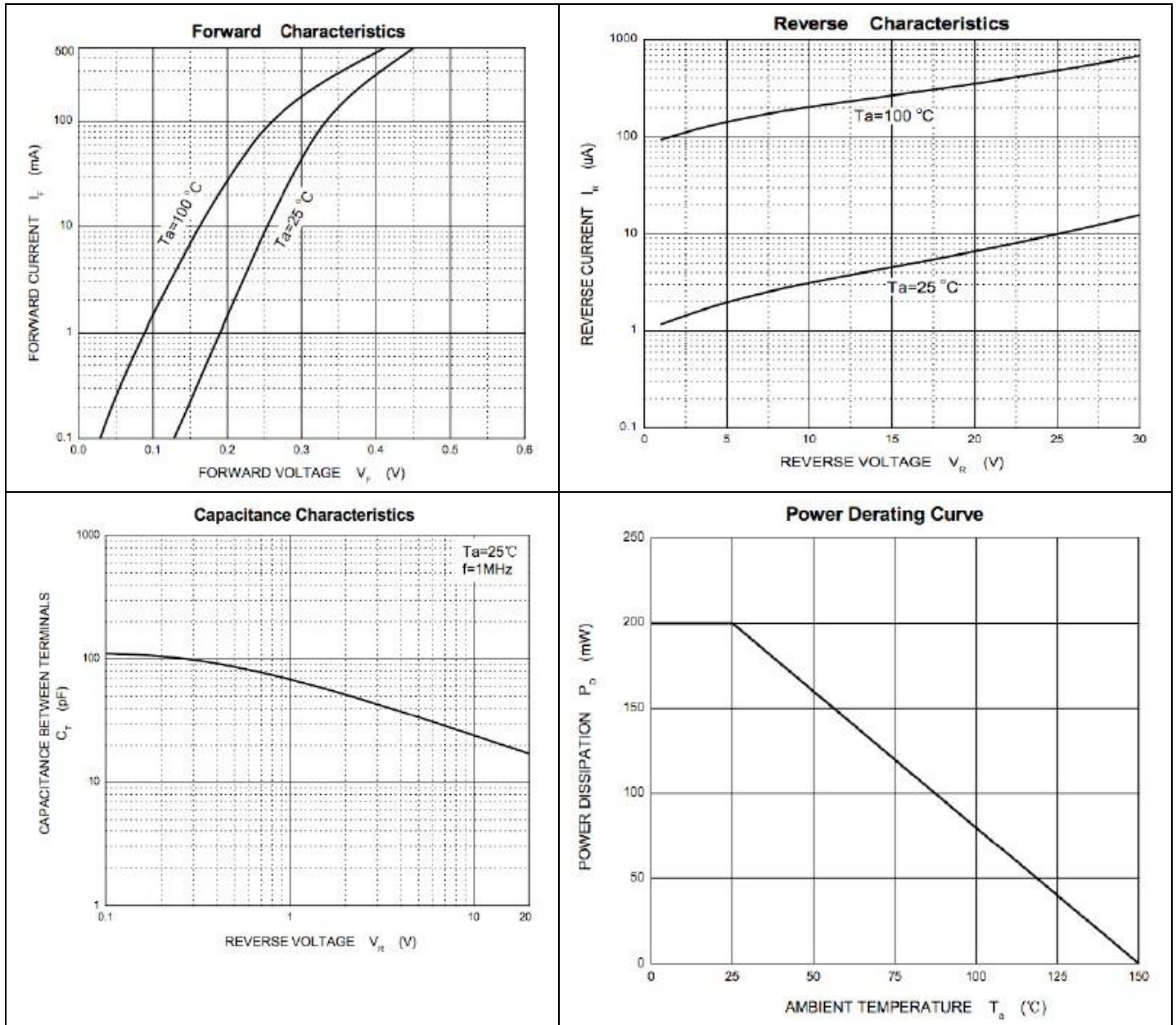
Notes:

- (1) Pulse test: 300 μs pulse width, 1 % duty cycle
- (2) Pulse test: Pulse width ≤ 40 ms

## RB551V-30

### Surface Mount Schottky Rectifier

#### ■ RATINGS AND CHARACTERISTIC CURVES



## RB551V-30

### Surface Mount Schottky Rectifier

#### Disclaimer

ALL PRODUCT, PRODUCT SPECIFICATIONS AND DATA ARE SUBJECT TO CHANGE

WITHOUT NOTICE TO IMPROVE RELIABILITY, FUNCTION OR DESIGN OR OTHERWISE.

Bruckewell Technology Inc., its affiliates, agents, and employees, and all persons acting on its or their behalf (collectively, "Bruckewell"), disclaim any and all liability for any errors, inaccuracies or incompleteness contained in any datasheet or in any other disclosure relating to any product.

Bruckewell makes no warranty, representation or guarantee regarding the suitability of the products for any particular purpose or the continuing production of any product. To the maximum extent permitted by applicable law, Bruckewell disclaims

- (i) Any and all liability arising out of the application or use of any product.
- (ii) Any and all liability, including without limitation special, consequential or incidental damages.
- (iii) Any and all implied warranties, including warranties of fitness for particular purpose, non-infringement and merchantability.

Statements regarding the suitability of products for certain types of applications are based on Bruckewell's knowledge of typical requirements that are often placed on Bruckewell products in generic applications.

Such statements are not binding statements about the suitability of products for a particular application. It is the customer's responsibility to validate that a particular product with the properties described in the product specification is suitable for use in a particular application. Parameters provided in datasheets and/or specifications may vary in different applications and performance may vary over time.

Product specifications do not expand or otherwise modify Bruckewell's terms and conditions of purchase, including but not limited to the warranty expressed therein.