

MURS220-260

ULTRAFAST RECTIFIERS

Features

- High reliability
- Low leakage
- Low forward voltage
- High current capability
- Ultrafast switching speed
- High surge capability
- Good for switching mode circuit
- RoHS compliant package

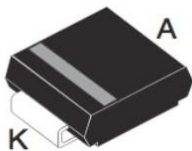
Mechanical Data

- Epoxy: UL94V-O rate flame retardant
- Lead: Lead Formed for Surface Mount
- Polarity: Color band denotes cathode end
- Mounting position: Any
- Weight: 0.093 gram

Package type : SMB

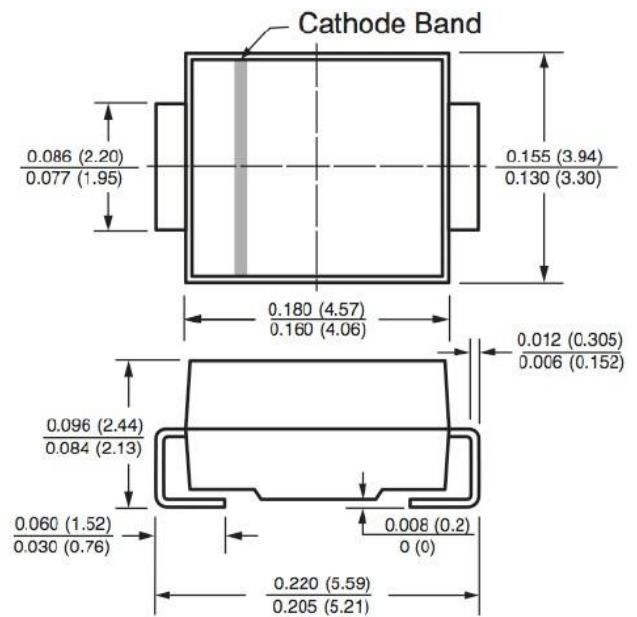
Packing & Order Information

3,000/Reel

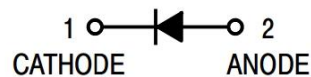


RoHS
COMPLIANT

DO-214AA (SMB)



Graphic symbol



MAXIMUM RATINGS AND ELECTRICAL CHARACTERISTICS

Maximum Ratings (Tc=25°C unless otherwise noted)

Parameter	Symbol	MURS220	MURS240	MURS260	Unit
Maximum repetitive peak reverse voltage	V _{RRM}	200	400	600	V
Working peak reverse voltage	V _{RMS}	140	280	420	V
Maximum DC blocking voltage	V _{DC}	2000	400	600	V
Maximum average forward rectified current	I _{O(AV)}	2.0			A
Maximum Peak Forward Surge Current (60 Hz, Half wave, single phase) Per Leg	I _{FSM}	40			A
Maximum Instantaneous Forward Voltage at I _F = 15 A	V _F	1.0	1.2	1.5	V
Typical junction capacitance (NOTE1)	C _J	15			pF

MURS220-260

ULTRAFAST RECTIFIERS

Maximum Ratings (Tc=25°C unless otherwise noted)

Parameter	Symbol	MURS220	MURS240	MURS260	Unit
Maximum DC reverse current TA=25°C at rated DC blocking voltage TA=125°C	I _R		5.0 100		A
Typical reverse recovery time (NOTE2)	T _{RR}	25		50	A
Typical thermal resistance (NOTE3)	R _{θJA}		80		V
Operating junction and storage temperature range	T _J , T _{STG}		-55 to +150		pF

Notes

- (1) Measured at 1.0 MHz and applied reverse voltage of 4.0V D.C.
- (2) Reverse recovery test conditions: IF=0.5A, IR=1.0A, IRR=0.25A
- (3) Thermal resistance from junction to ambient

MURS220-260

ULTRAFAST RECTIFIERS

■ Ratings and Characteristic Curves

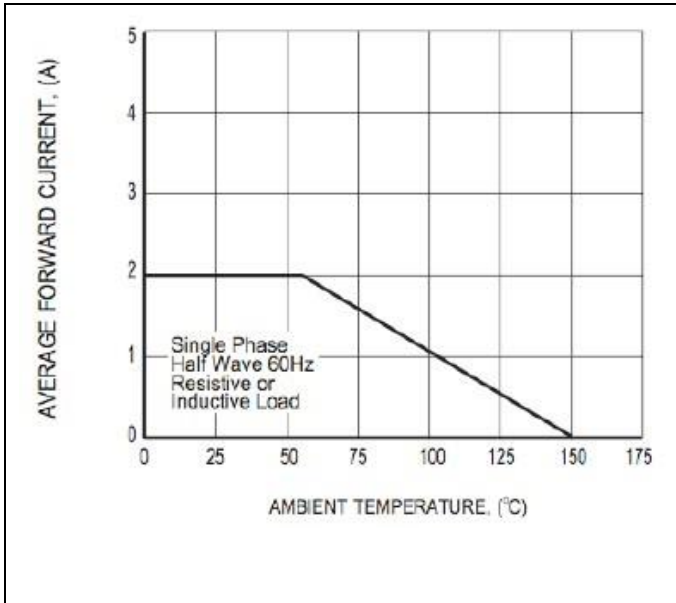


FIG.1- FORWARD DERATING CURVE

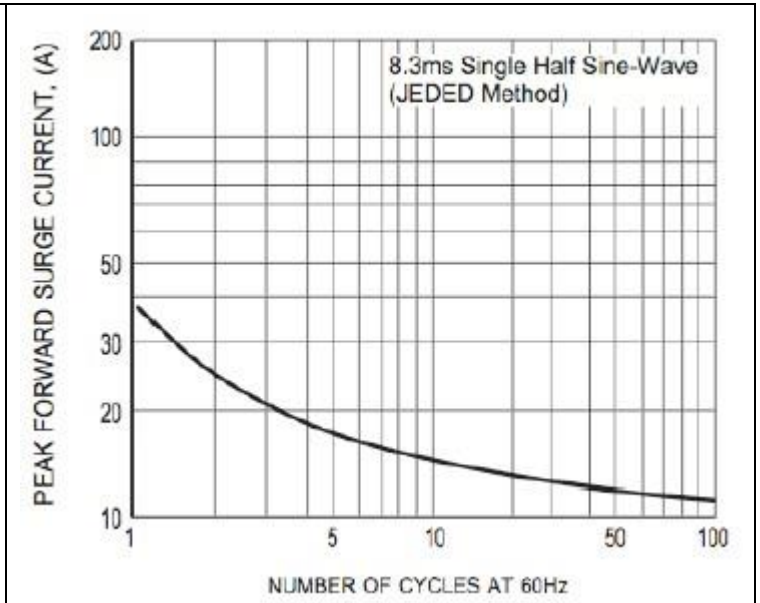


FIG.2- POWER DISSIPATION (PER LEG)

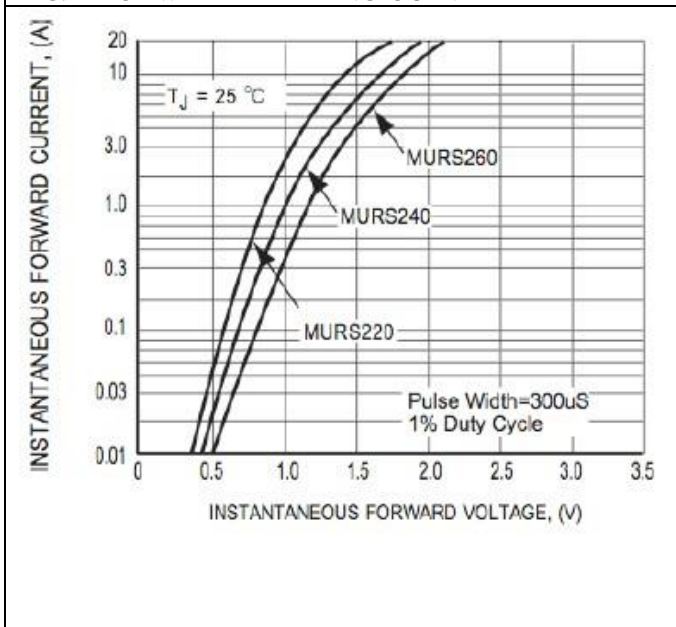


FIG.3- TYPICAL FORWARD CHARACTERISTICS

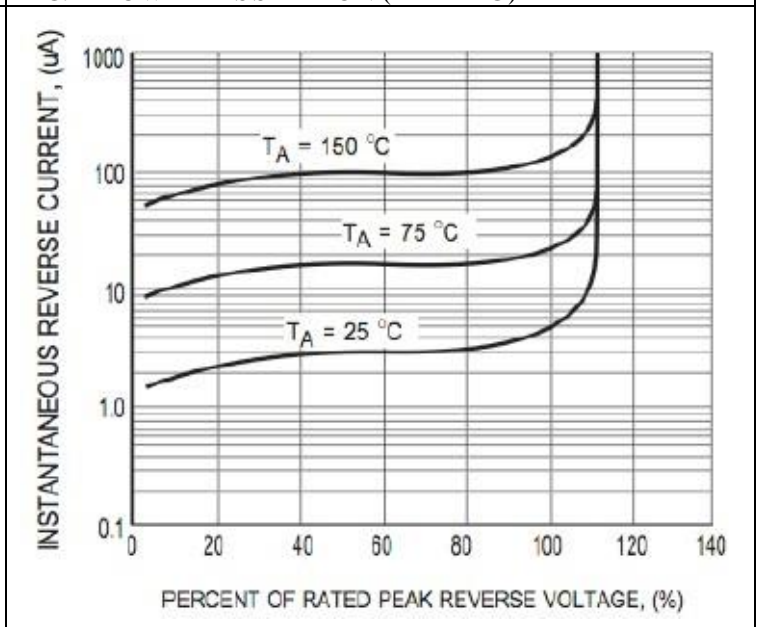


FIG.4- TYPICAL REVERSE CHARACTERISTICS

MURS 220-260

ULTRAFAST RECTIFIERS

Disclaimer

ALL PRODUCT, PRODUCT SPECIFICATIONS AND DATA ARE SUBJECT TO CHANGE

WITHOUT NOTICE TO IMPROVE RELIABILITY, FUNCTION OR DESIGN OR OTHERWISE.

Bruckewell Technology Inc., its affiliates, agents, and employees, and all persons acting on its or their behalf (collectively, "Bruckewell"), disclaim any and all liability for any errors, inaccuracies or incompleteness contained in any datasheet or in any other disclosure relating to any product.

Bruckewell makes no warranty, representation or guarantee regarding the suitability of the products for any particular purpose or the continuing production of any product. To the maximum extent permitted by applicable law, Bruckewell disclaims

- (i) Any and all liability arising out of the application or use of any product.
- (ii) Any and all liability, including without limitation special, consequential or incidental damages.
- (iii) Any and all implied warranties, including warranties of fitness for particular purpose, non-infringement and merchantability.

Statements regarding the suitability of products for certain types of applications are based on Bruckewell's knowledge of typical requirements that are often placed on Bruckewell products in generic applications.

Such statements are not binding statements about the suitability of products for a particular application. It is the customer's responsibility to validate that a particular product with the properties described in the product specification is suitable for use in a particular application. Parameters provided in datasheets and/or specifications may vary in different applications and performance may vary over time.

Product specifications do not expand or otherwise modify Bruckewell's terms and conditions of purchase, including but not limited to the warranty expressed therein.