

BAS321

General Purpose Diode

Features

- Very small plastic SMD package.
- High switching speed: max. 50ns
- Continuous reverse voltage: max. 200v
- Repetitive peak reverse voltage: max. 250v
- Repetitive peak forward current: max. 650mA
- RoHS compliant package

Mechanical Data

- Case: SOD-323 Molded plastic
- Epoxy: UL94V-O rate flame retardant

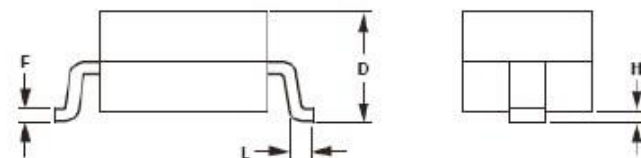
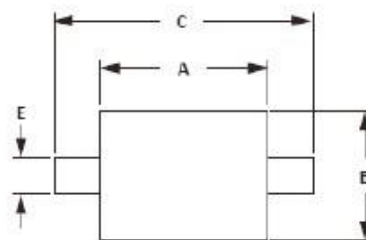
Packing & Order Information

3,000/Reel



**RoHS
COMPLIANT**

Graphic symbol



DIM	MILLIMETERS		INCHES	
	MIN	MAX	MIN	MAX
A	1.60	1.90	0.063	0.075
B	1.15	1.45	0.045	0.057
C	2.39	2.70	0.094	0.106
D	0.80	1.10	0.031	0.043
E	0.25	0.40	0.010	0.016
F	0.10	0.20	0.004	0.008
H	-	0.10	-	0.004
L	0.20	-	0.008	-

NOTES
 1. Controlling dimension: millimeters.
 2. Dimensioning and tolerances per ANSI Y14.5M, 1985.
 3. Dimensions are exclusive of mold flash and metal burrs.

MAXIMUM RATINGS AND ELECTRICAL CHARACTERISTICS

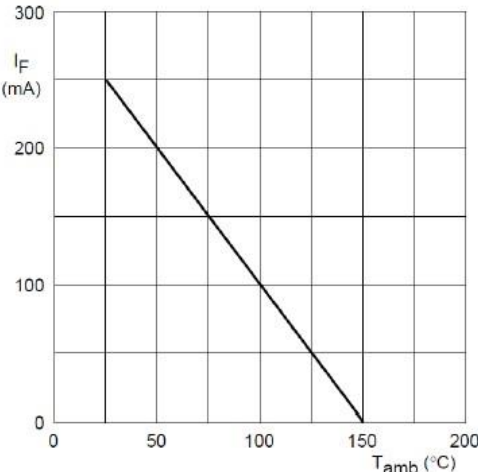
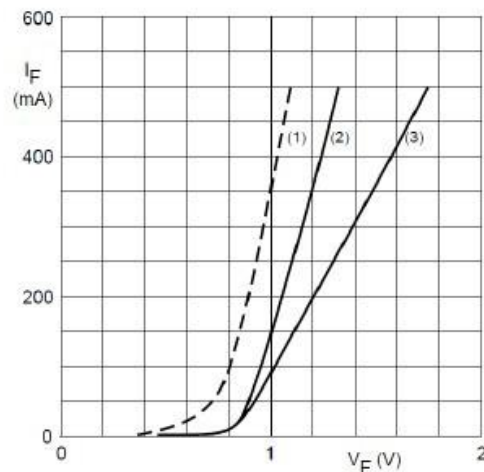
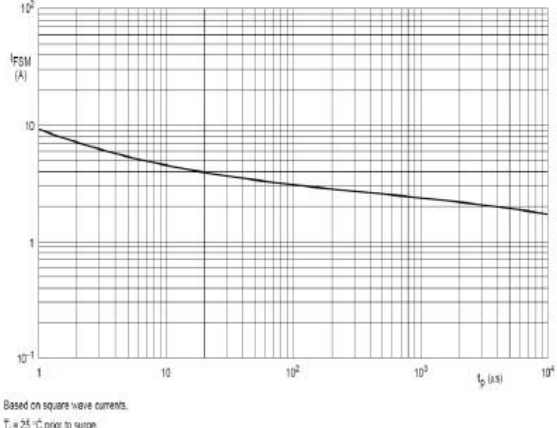
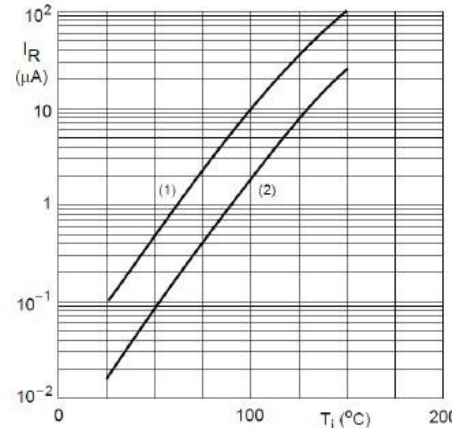
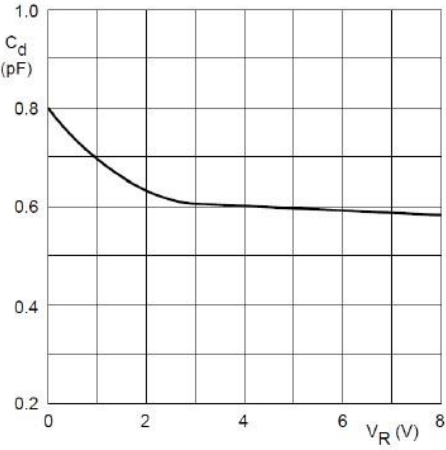
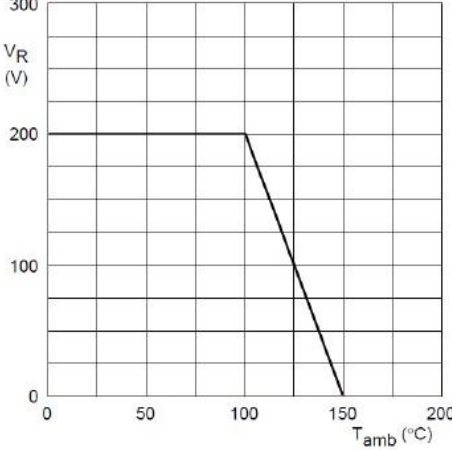
Maximum Ratings ($T_A=25^\circ\text{C}$ unless otherwise specified)

Symbol	Parameter	MIN	MAX	Unit
PD($T_A=25^\circ\text{C}$)	Power dissipation		300	mW
IF	Forward Current		250	ma
VR	Reverse Voltage VR		200	V
T_J/T_{STG}	Junction and Storage Temperature		-55 to +150	$^\circ\text{C}$
V(BR)	Reverse Breakdown Voltage ($I_R=100\mu\text{A}$)	250	--	V
IR	Reverse Leakage Current ($V_R=200\text{V}$)		1	μA
VF	Forward Voltage (Test Condition)			
	IF=100mA		1.0	V
	IF=200mA		1.25	
CD	Diode Capacitance ($V_R=0\text{V}$, $f=1\text{MHz}$)		2	pF
Trr	Reverse Recovery Time		50	nS

BAS321

General Purpose Diode

Typical Device Characteristics

	
<p>FIG.1- MAXIMUM PERMISSIBLE CONTINUOUS FORWARD CURRENT AS A FUNCTION OF AMBIENT TEMPERATURE</p>	<p>FIG.2- FORWARD CURRENT AS A FUNCTION OF FORWARD VOLTAGE</p>
 <p>Based on square wave currents. T_J = 25 °C prior to surge.</p>	
<p>FIG.3- MAXIMUM PERMISSIBLE NON-REPETITIVE PEAK FORWARD CURRENT AS A FUNCTION OF AMBIENT TEMPERATURE</p>	<p>FIG.4- REVERSE CURRENT AS A FUNCTION OF JUNCTION TEMPERATURE</p>
	
<p>Fig 5- DIODE CAPACITANCE AS A FUNCTION OF REVERSE VOLTAGE, TYPICAL VALUES</p>	<p>Fig 6- DIODE CAPACITANCE AS A FUNCTION OF REVERSE VOLTAGE, TYPICAL VALUES</p>

BAS321

General Purpose Diode

Disclaimer

ALL PRODUCT, PRODUCT SPECIFICATIONS AND DATA ARE SUBJECT TO CHANGE

WITHOUT NOTICE TO IMPROVE RELIABILITY, FUNCTION OR DESIGN OR OTHERWISE.

Bruckewell Technology Inc., its affiliates, agents, and employees, and all persons acting on its or their behalf (collectively, "Bruckewell"), disclaim any and all liability for any errors, inaccuracies or incompleteness contained in any datasheet or in any other disclosure relating to any product.

Bruckewell makes no warranty, representation or guarantee regarding the suitability of the products for any particular purpose or the continuing production of any product. To the maximum extent permitted by applicable law, Bruckewell disclaims

- (i) Any and all liability arising out of the application or use of any product.
- (ii) Any and all liability, including without limitation special, consequential or incidental damages.
- (iii) Any and all implied warranties, including warranties of fitness for particular purpose, non-infringement and merchantability.

Statements regarding the suitability of products for certain types of applications are based on Bruckewell's knowledge of typical requirements that are often placed on Bruckewell products in generic applications.

Such statements are not binding statements about the suitability of products for a particular application. It is the customer's responsibility to validate that a particular product with the properties described in the product specification is suitable for use in a particular application. Parameters provided in datasheets and/or specifications may vary in different applications and performance may vary over time.

Product specifications do not expand or otherwise modify Bruckewell's terms and conditions of purchase, including but not limited to the warranty expressed therein.