

2SC2412

TRANSISTOR (NPN)

Features

- Low Cob ,Cob = 2.0 pF (Typ).
- RoHS compliant package
- Case : SOT-323

Marking : BQ, BR, BS

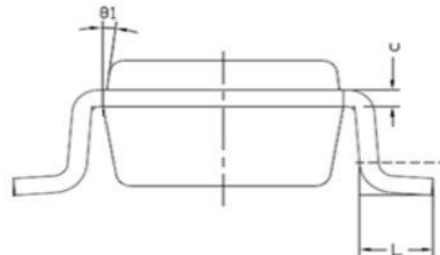
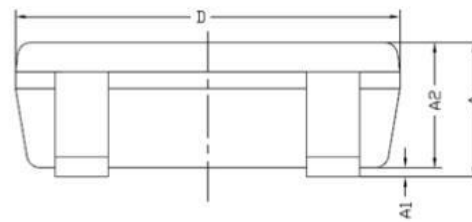
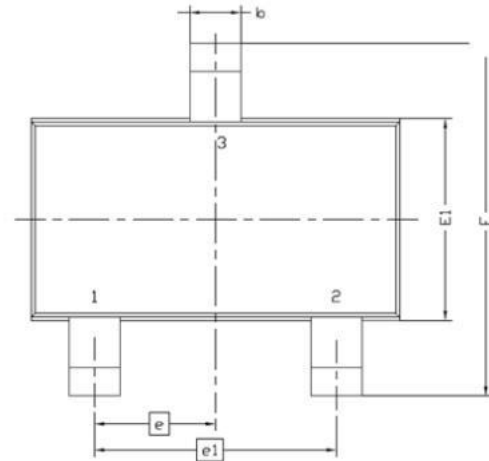
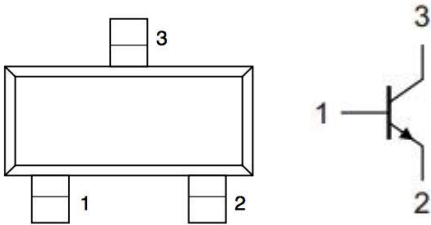
Packing & Order Information

3,000/Reel



**RoHS
COMPLIANT**

Graphic symbol



Symbol	MILLIMETERS	
	MIN	MAX
A	0.8	1.2
A1	0	0.1
A2	0.7	1.1
b	0.3	0.5
c	0.1	0.2
D	2.7	3.1
E	2.6	3
E1	1.4	1.8
e	0.95 BSC	
e1	1.9 BSC	
L	0.3	0.6
θ1	7° NOM	

2SC2412

TRANSISTOR (NPN)

MAXIMUM RATINGS AND ELECTRICAL CHARACTERISTICS

MAXIMUM RATINGS (Ta=25°C unless otherwise noted)

Symbol	Parameter	Value	Unit
V _{CBO}	Collector-Base Voltage	60	V
V _{CEO}	Collector-Emitter Voltage	50	V
V _{EBO}	Emitter-Base Voltage	7	V
I _C	Collector Current	150	mA
P _C	Collector Dissipation	200	mW
T _j	Junction Temperature	150	°C
T _{stg}	Storage Temperature Range	-55 to +150	°C

ELECTRICAL CHARACTERISTICS @ Ta=25°C unless otherwise specified

Symbol	Parameter	Test Conditions	MIN	TYP	MAX	UNIT
V _{(BR)CBO}	Collector-base breakdown voltage	I _C = 50μA , I _E = 0	60			V
V _{(BR)CEO}	Collector-emitter breakdown voltage	I _C = 1 mA , I _B = 0	50			V
V _{(BR)EBO}	Emitter-base breakdown voltage	I _E = 50μA , I _C = 0	7			V
I _{CBO}	Collector cut-off current	V _{CB} = 60 V , I _E = 0			0.1	μA
I _{EBO}	Emitter cut-off current	V _{EB} = 7 V , I _C = 0			0.1	μA
h _{FE}	DC current gain	V _{CE} = 6 V , I _C = 1 mA	120		560	
V _{CE(sat)}	Collector-emitter saturation voltage	I _C = 50 mA , I _B = 5 mA			0.4	V
f _T	Transition frequency	V _{CE} = 12 V , I _C = -2 mA f = 1.0MHz		160		MHz
C _{ob}	Collector output capacitance	V _{CB} = 12 V , I _E = 0 f = 1.0MHz		2	3.5	pF

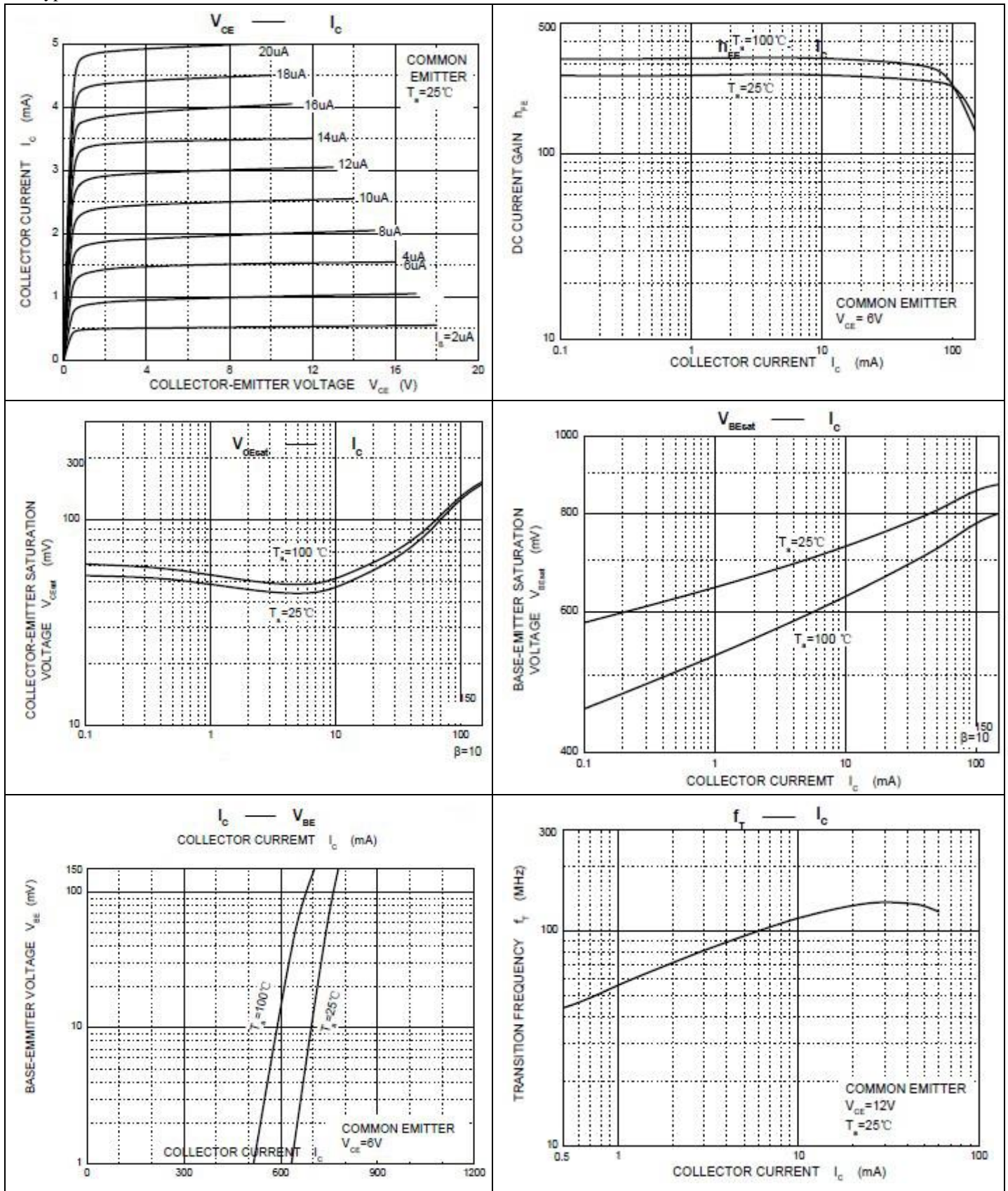
CLASSIFICATION OF h_{FE}

Marking	BQ	BR	BS
Rank	Q	R	S
Range	120-170	180-390	270-560

2SC2412

TRANSISTOR (NPN)

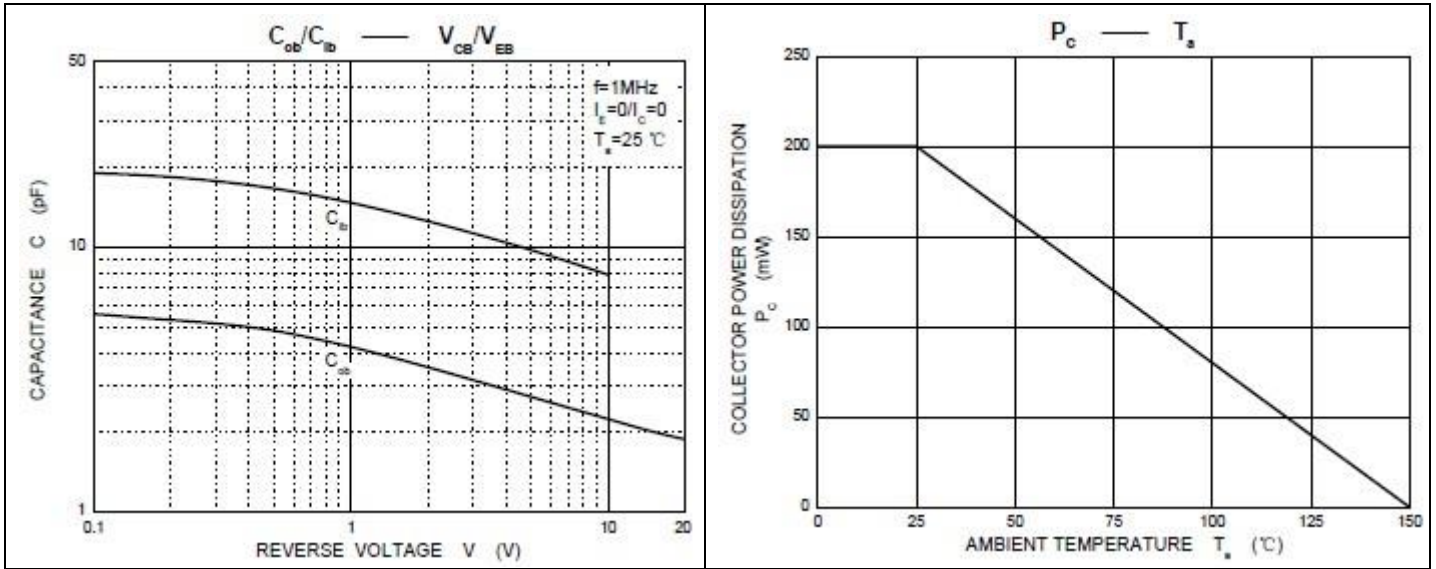
Typical Characteristics



2SC2412

TRANSISTOR (NPN)

■ Typical Characteristics



2SC2412

TRANSISTOR (NPN)

Disclaimer

ALL PRODUCT, PRODUCT SPECIFICATIONS AND DATA ARE SUBJECT TO CHANGE

WITHOUT NOTICE TO IMPROVE RELIABILITY, FUNCTION OR DESIGN OR OTHERWISE.

Bruckewell Technology Inc., its affiliates, agents, and employees, and all persons acting on its or their behalf (collectively, "Bruckewell"), disclaim any and all liability for any errors, inaccuracies or incompleteness contained in any datasheet or in any other disclosure relating to any product.

Bruckewell makes no warranty, representation or guarantee regarding the suitability of the products for any particular purpose or the continuing production of any product. To the maximum extent permitted by applicable law, Bruckewell disclaims

- (i) Any and all liability arising out of the application or use of any product.
- (ii) Any and all liability, including without limitation special, consequential or incidental damages.
- (iii) Any and all implied warranties, including warranties of fitness for particular purpose, non-infringement and merchantability.

Statements regarding the suitability of products for certain types of applications are based on Bruckewell's knowledge of typical requirements that are often placed on Bruckewell products in generic applications.

Such statements are not binding statements about the suitability of products for a particular application. It is the customer's responsibility to validate that a particular product with the properties described in the product specification is suitable for use in a particular application. Parameters provided in datasheets and/or specifications may vary in different applications and performance may vary over time.

Product specifications do not expand or otherwise modify Bruckewell's terms and conditions of purchase, including but not limited to the warranty expressed therein.