

# 1SR154-400 / 1SR154-600

## SURFACE MOUNT RECTIFIERS

PRV: 400 - 600 Volts / IO: 1.0 Ampere

### Features

- High current capability
- High surge current capability
- High reliability
- Low reverse current
- Low forward voltage drop
- RoHS compliant package

### Applications

For use in high frequency rectifier of switching mode power supplies, free wheeling diodes, dc-to-dc converters or polarity protection application.

### Mechanical Data

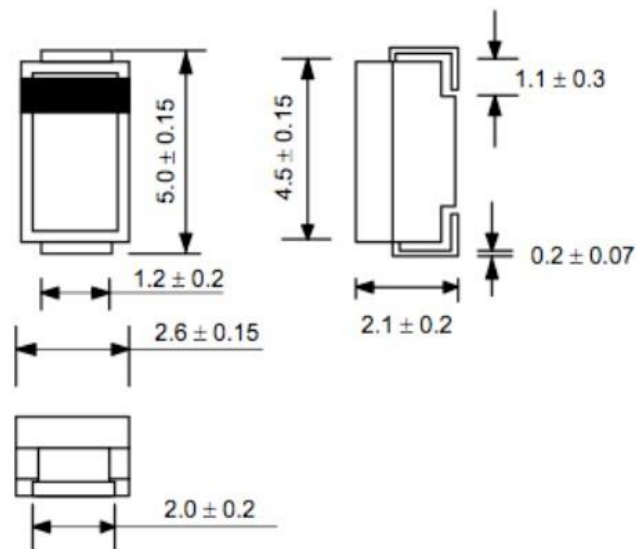
- Case: SMA Molded plastic
- Epoxy: UL94V-O rate flame retardant
- Lead: Lead Formed for Surface Mount
- Polarity: Color band denotes cathode end
- Mounting position: Any
- Weight: 0.063 gram

Package type : SMA

### Packing & Order Information

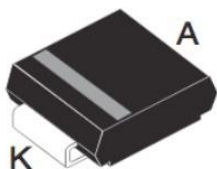
5,000/Reel

### SMA (DO-214AC)



Dimensions in millimeters

### Graphic symbol



**RoHS**  
COMPLIANT

### MAXIMUM RATINGS AND ELECTRICAL CHARACTERISTICS

Maximum Ratings (Tc=25°C unless otherwise noted)

Parameter	Symbol	1SR154-400	1SR154-600	Unit
Maximum Repetitive Peak Reverse Voltage	VRRM	400	600	V
Maximum DC Blocking Voltage	VDC	400	600	V
Maximum Absolute Peak Reverse Voltage	VRSM	500	750	V
Maximum Average Forward Current	IF	1		A
Peak forward surge current 8.3ms single half sine-wave superimposed	IFSM	30		A

## 1SR154-400 / 1SR154-600

### SURFACE MOUNT RECTIFIERS

PRV: 400 - 600 Volts / IO: 1.0 Ampere

on rated load (JEDEC Method)

#### Maximum Ratings (Tc=25°C unless otherwise noted)

Parameter	Symbol	1SR154-400	1SR154-600	Unit
Maximum Forward Voltage at IF = 1.0 Amp	VF	1.1		V
Maximum DC Reverse Current at rated DC Blocking Voltage	IR	10		uA
Junction Temperature	TJ	150		°C
Storage Temperature Range	TSTG	-55 to +175		°C

## 1SR154-400 / 1SR154-600

### SURFACE MOUNT RECTIFIERS

PRV: 400 - 600 Volts / IO: 1.0 Ampere

#### ■ RATINGS AND CHARACTERISTIC CURVES

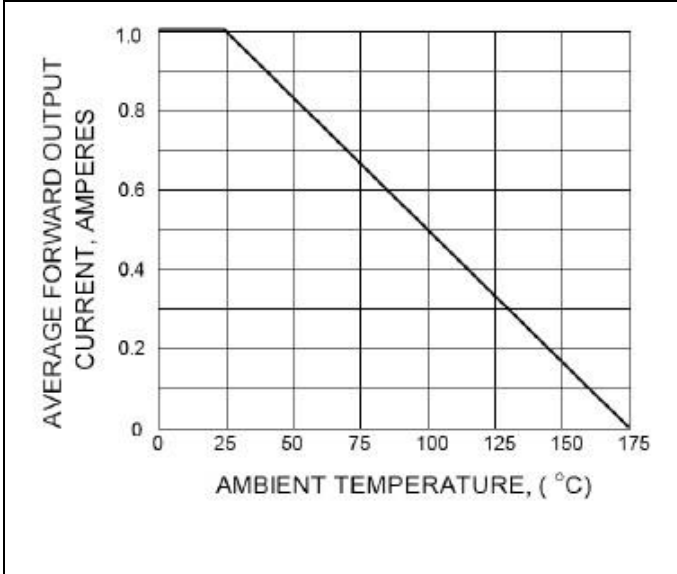


FIG.1- DERATING CURVE FOR OUTPUT RECTIFIED CURRENT

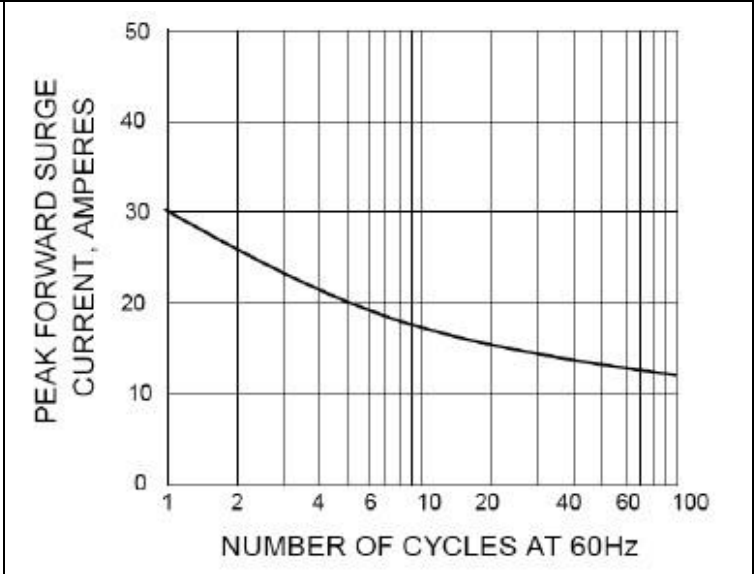


FIG.2- MAXIMUM NON-REPETITIVE PEAK FORWARD SURGE CURRENT

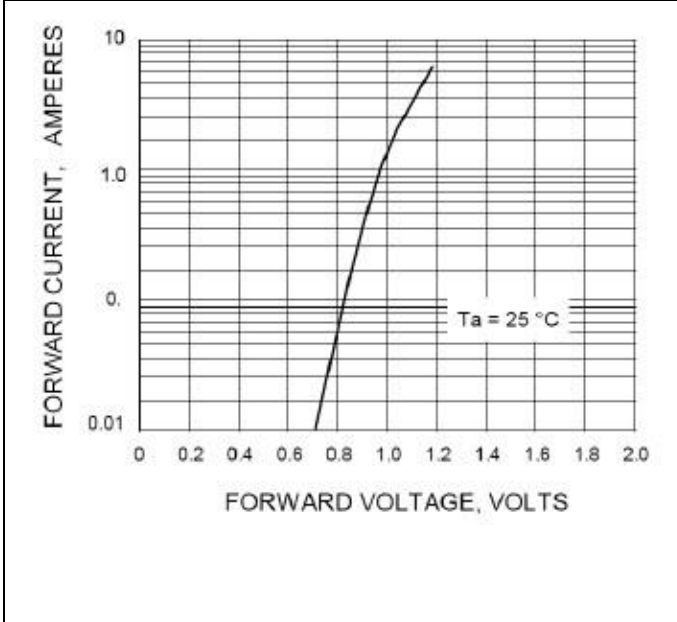


FIG.3-TYPICAL FORWARD CHARACTERISTICS

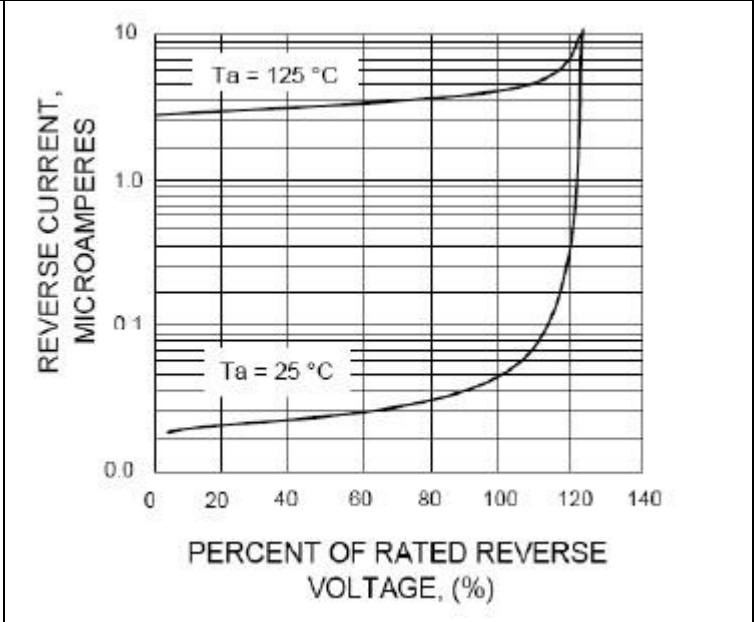
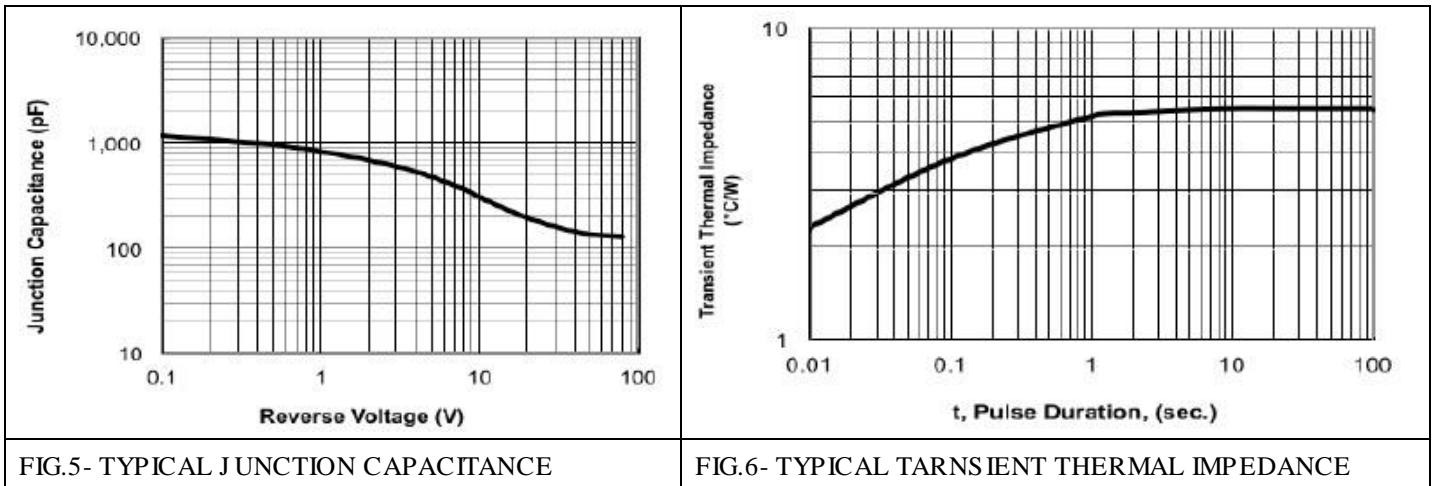


FIG.4-TYPICAL REVERSE CHARACTERISTICS

## 1SR154-400 / 1SR154-600

SURFACE MOUNT RECTIFIERS

PRV: 400 - 600 Volts / IO: 1.0 Ampere



## 1SR154-400 / 1SR154-600

### SURFACE MOUNT RECTIFIERS

PRV: 400 - 600 Volts / IO: 1.0 Ampere

#### Disclaimer

ALL PRODUCT, PRODUCT SPECIFICATIONS AND DATA ARE SUBJECT TO CHANGE

WITHOUT NOTICE TO IMPROVE RELIABILITY, FUNCTION OR DESIGN OR OTHERWISE.

Bruckewell Technology Inc., its affiliates, agents, and employees, and all persons acting on its or their behalf (collectively, "Bruckewell"), disclaim any and all liability for any errors, inaccuracies or incompleteness contained in any datasheet or in any other disclosure relating to any product.

Bruckewell makes no warranty, representation or guarantee regarding the suitability of the products for any particular purpose or the continuing production of any product. To the maximum extent permitted by applicable law, Bruckewell disclaims

- (i) Any and all liability arising out of the application or use of any product.
- (ii) Any and all liability, including without limitation special, consequential or incidental damages.
- (iii) Any and all implied warranties, including warranties of fitness for particular purpose, non-infringement and merchantability.

Statements regarding the suitability of products for certain types of applications are based on Bruckewell's knowledge of typical requirements that are often placed on Bruckewell products in generic applications.

Such statements are not binding statements about the suitability of products for a particular application. It is the customer's responsibility to validate that a particular product with the properties described in the product specification is suitable for use in a particular application. Parameters provided in datasheets and/or specifications may vary in different applications and performance may vary over time.

Product specifications do not expand or otherwise modify Bruckewell's terms and conditions of purchase, including but not limited to the warranty expressed therein.