

1.5KE_CA

VBR : 6.8 - 440 Volts

PPK : 1500 Watts

Features

- Glass passivated junction chip
- 1500W surge capability at 1ms
- Excellent clamping capability
- Low zener impedance
- Fast response time : typically less then 1.0 ps from 0 volt to VBR(min.)
- Typical IR less then 1 μ A above 10V
- RoHS compliant package

Applications

- For Bi-directional without "C"
- Electrical characteristics apply in both directions

Mechanical Data

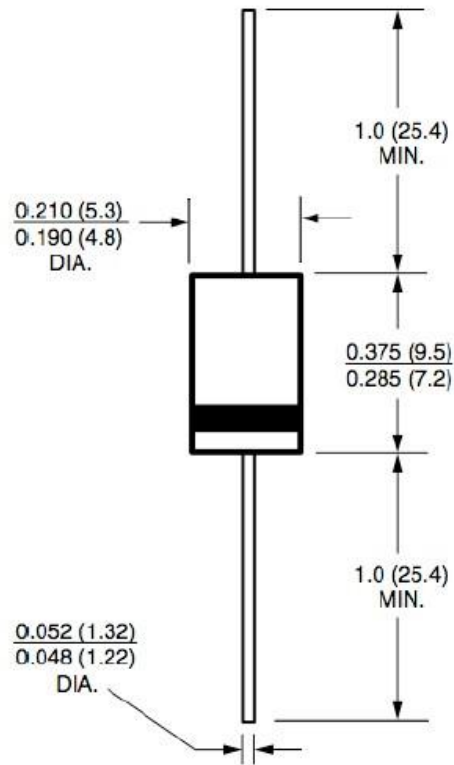
- Case : DO-201 Molded plastic
- Epoxy : UL94V-0 rate flame retardant
- Lead : Axial lead solderable per MIL-STD-202, method 208 guaranteed
- Mounting position : Any
- Weight : 1.10 gram

Packing & Order Information

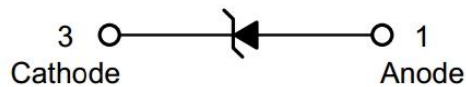
1,250/T



RoHS
COMPLIANT



Graphic symbol



MAXIMUM RATINGS AND ELECTRICAL CHARACTERISTICS

Rating at 25 °C ambient temperature unless otherwise specified.

Symbol	Parameter	Value	Unit
PPK	Peak Power Dissipation at Ta = 25°C, Tp=1ms (Note 1)	Minimum 1500	W
PD	Steady State Power Dissipation at TL = 75 °C Lead Lengths 0.375", (9.5mm) (Note 2)	5.0	W
TJ, TSTG	Operating and Storage Temperature Range	-65 to + 175	°C

Notes :

- (1) Non-repetitive Current pulse, per Fig. 2 and derated above Ta = 25 °C per Fig. 1
- (2) Mounted on Copper Leaf area of 1.57 in² (40mm²).

1.5KE_CA

VBR : 6.8 - 440 Volts

PPK : 1500 Watts

ELECTRICAL CHARACTERISTICS (Rating at 25°C ambient temperature unless otherwise specified)

Type No.	Breakdown Voltage @ It (Note 1)		Working Peak Reverse Voltage VRWM	Maximum Reverse Leakage @ VRWM IR (μ A)	Maximum Reverse Current IRSM (A)	Maximum Clamping Voltage @ IRSM VRSM (V)	Maximum Temperature Co-efficient of VBR (% / °C)	
	VBR (V)							It (mA)
	Min	Max						
1.5KE6.8C	6.12	7.48	10	5.50	1000	38.0	10.8	0.057
1.5KE6.8CA	6.45	7.14	10	5.80	1000	40.0	10.5	0.057
1.5KE7.5C	6.75	8.25	10	6.05	500	36.0	11.7	0.061
1.5KE7.5CA	7.13	7.88	10	6.40	500	37.0	11.3	0.061
1.5KE8.2C	7.38	9.02	10	6.63	200	33.0	12.5	0.065
1.5KE8.2CA	7.79	8.61	10	7.02	200	35.0	12.1	0.065
1.5KE9.1C	8.19	10.0	1.0	7.37	50	30.0	13.8	0.068
1.5KE9.1CA	8.65	9.55	1.0	7.78	50	31.0	13.4	0.068
1.5KE10C	9.00	11.0	1.0	8.10	10	28.0	15.0	0.073
1.5KE10CA	9.50	10.5	1.0	8.55	10	29.0	14.5	0.073
1.5KE11C	9.90	12.1	1.0	8.92	5.0	26.0	16.2	0.075
1.5KE11CA	10.5	11.6	1.0	9.40	5.0	27.0	15.6	0.075
1.5KE12C	10.8	13.2	1.0	9.72	5.0	24.0	17.3	0.078
1.5KE12CA	11.4	12.6	1.0	10.2	5.0	25.0	16.7	0.078
1.5KE13C	11.7	14.3	1.0	10.5	5.0	22.0	19.0	0.081
1.5KE13CA	12.4	13.7	1.0	11.1	5.0	23.0	18.2	0.081
1.5KE15C	13.5	16.5	1.0	12.1	5.0	19.0	22.0	0.084
1.5KE15CA	14.3	15.8	1.0	12.8	5.0	20.0	21.2	0.084
1.5KE16C	14.4	17.6	1.0	12.9	5.0	18.0	23.5	0.086
1.5KE16CA	15.2	16.8	1.0	13.6	5.0	19.0	22.5	0.086
1.5KE17C	15.3	18.7	1.0	13.7	5.0	17.0	25.0	0.087
1.5KE17CA	16.2	17.9	1.0	14.5	5.0	18.0	24.0	0.087
1.5KE18C	16.2	19.8	1.0	14.5	5.0	16.0	26.5	0.088
1.5KE18CA	17.1	18.9	1.0	15.3	5.0	17.0	25.5	0.088
1.5KE20C	18.0	22.0	1.0	16.2	5.0	14.0	29.1	0.090
1.5KE20CA	19.0	21.0	1.0	17.1	5.0	15.0	27.7	0.090

1.5KE_CA

VBR : 6.8 - 440 Volts

PPK : 1500 Watts

ELECTRICAL CHARACTERISTICS (Rating at 25°C ambient temperature unless otherwise specified)

Type No.	Breakdown Voltage @ It (Note 1)		Working Peak Reverse Voltage VRWM (V)	Maximum Reverse Leakage @ VRWM (µA)	Maximum Reverse Current (A)	Maximum Clamping Voltage @ IRSM (V)	Maximum Temperature Co-efficient of VBR (% / °C)	
	VBR (V)							It (mA)
	Min	Max						
1.5KE22C	19.8	24.2	1.0	17.8	5.0	13.0	31.9	0.092
1.5KE22CA	20.9	23.1	1.0	18.8	5.0	14.0	30.6	0.092
1.5KE24C	21.6	26.4	1.0	19.4	5.0	12.0	34.7	0.094
1.5KE24CA	22.8	25.2	1.0	20.5	5.0	13.0	33.2	0.094
1.5KE27C	24.3	29.7	1.0	21.8	5.0	11.0	39.1	0.096
1.5KE27CA	25.7	28.4	1.0	23.1	5.0	11.2	37.5	0.096
1.5KE30C	27.0	33.0	1.0	24.3	5.0	10.0	43.5	0.097
1.5KE30CA	28.5	31.5	1.0	25.6	5.0	10.0	41.4	0.097
P4KE33C	29.7	36.6	1.0	26.8	5.0	9.0	47.7	0.098
1.5KE33CA	31.4	34.7	1.0	28.2	5.0	9.0	45.7	0.098
1.5KE36C	32.4	39.6	1.0	29.1	5.0	8.0	52.0	0.099
1.5KE36CA	34.2	37.8	1.0	30.8	5.0	8.4	49.9	0.099
1.5KE39C	35.1	42.9	1.0	31.6	5.0	7.4	56.4	0.100
1.5KE39CA	37.1	41.0	1.0	33.3	5.0	7.8	53.9	0.100
1.5KE43C	38.7	47.3	1.0	34.8	5.0	6.8	61.9	0.101
1.5KE43CA	40.9	45.2	1.0	36.8	5.0	7.1	59.3	0.101
1.5KE47C	42.3	51.7	1.0	38.1	5.0	6.2	67.8	0.101
1.5KE47CA	44.7	49.4	1.0	40.2	5.0	6.5	64.8	0.101
1.5KE51C	45.9	56.1	1.0	41.3	5.0	5.7	73.5	0.102
1.5KE51CA	48.5	53.6	1.0	43.6	5.0	6.0	70.1	0.102
1.5KE56C	50.4	61.6	1.0	45.4	5.0	5.2	80.5	0.103
1.5KE56CA	53.2	58.8	1.0	47.8	5.0	5.5	77.0	0.103
1.5KE62C	55.8	68.2	1.0	50.2	5.0	4.7	89.0	0.104
1.5KE62CA	58.9	65.1	1.0	53.0	5.0	5.0	85.0	0.104
1.5KE68C	61.2	74.8	1.0	55.1	5.0	4.3	98.0	0.104
1.5KE68CA	64.6	71.4	1.0	58.1	5.0	4.6	92.0	0.104
1.5KE75C	67.5	82.5	1.0	60.7	5.0	3.9	108	0.105
1.5KE75CA	71.3	78.8	1.0	64.1	5.0	4.1	103	0.105
1.5KE82C	73.8	90.2	1.0	66.4	5.0	3.6	118	0.105

1.5KE_CA

VBR : 6.8 - 440 Volts

PPK : 1500 Watts

ELECTRICAL CHARACTERISTICS (Rating at 25°C ambient temperature unless otherwise specified)

Type No.	Breakdown Voltage @ It (Note 1)		Working Peak Reverse Voltage VRWM	Maximum Reverse Leakage @ VRWM IR (μ A)	Maximum Reverse Current IRSM (A)	Maximum Clamping Voltage @ IRSM VRSM (V)	Maximum Temperature Co-efficient of VBR (% / °C)	
	VBR (V)							It (mA)
	Min	Max						
1.5KE82CA	77.9	86.1	1.0	70.1	5.0	3.7	113	0.105
1.5KE91C	81.9	100	1.0	73.7	5.0	3.2	131	0.106
1.5KE91CA	86.5	95.5	1.0	77.8	5.0	3.4	125	0.106
1.5KE100C	90.0	110	1.0	81.0	5.0	2.9	144	0.106
1.5KE100CA	95.0	105	1.0	85.5	5.0	3.1	137	0.106
1.5KE110C	99.0	121	1.0	89.2	5.0	2.7	158	0.107
1.5KE110CA	105	116	1.0	91.0	5.0	2.8	152	0.107
1.5KE120C	108	132	1.0	97.2	5.0	2.4	173	0.107
1.5KE120CA	114	126	1.0	102	5.0	2.5	165	0.107
1.5KE130C	117	143	1.0	105	5.0	2.2	187	0.107
1.5KE130CA	17124	137	1.0	111	5.0	2.3	179	0.107
1.5KE150C	135	165	1.0	121	5.0	2.0	215	0.108
1.5KE150CA	143	158	1.0	128	5.0	2.0	207	0.108
1.5KE160C	144	176	1.0	130	5.0	1.8	230	0.108
1.5KE160CA	152	168	1.0	136	5.0	1.9	219	0.108
1.5KE170C	153	187	1.0	138	5.0	1.7	244	0.108
1.5KE170CA	162	179	1.0	145	5.0	1.8	234	0.108
1.5KE180C	162	198	1.0	146	5.0	1.6	258	0.108
1.5KE180CA	171	189	1.0	154	5.0	1.7	246	0.108
1.5KE200C	180	220	1.0	162	5.0	1.5	287	0.108
1.5KE200CA	190	210	1.0	171	5.0	1.53	274	0.108
1.5KE220C	198	242	1.0	175	5.0	1.16	344	0.108
1.5KE220CA	209	231	1.0	185	5.0	1.22	328	0.108
1.5KE250C	225	275	1.0	202	5.0	1.11	360	0.110
1.5KE250CA	237	263	1.0	214	5.0	1.16	344	0.110
1.5KE300C	270	330	1.0	243	5.0	0.93	430	0.110
1.5KE300CA	285	315	1.0	256	5.0	0.97	414	0.110
1.5KE350C	315	385	1.0	284	5.0	0.79	504	0.110
1.5KE350CA	332	368	1.0	300	5.0	0.83	482	0.110

1.5KE_CA

VBR : 6.8 - 440 Volts

PPK : 1500 Watts

ELECTRICAL CHARACTERISTICS (Rating at 25°C ambient temperature unless otherwise specified)

Type No.	Breakdown Voltage @ It (Note 1)		Working Peak Reverse Voltage	Maximum Reverse Leakage @ VRWM	Maximum Reverse Current	Maximum Clamping Voltage @ IRSM	Maximum Temperature Co-efficient of VBR	
	VBR (V)		VRWM	IR	IRSM	VRSM		
	Min	Max	(mA)	(V)	(μ A)	(A)		(V)
1.5KE400C	360	440	1.0	324	5.0	0.70	574	0.110
1.5KE400CA	380	420	1.0	342	5.0	0.73	548	0.110
1.5KE440C	396	484	1.0	356	5.0	0.95	631	0.110
1.5KE440CA	418	462	1.0	376	5.0	1.00	602	0.110

Note:

(1) VBR measured after It applied for 300 μ s., It = square wave pulse or equivalent

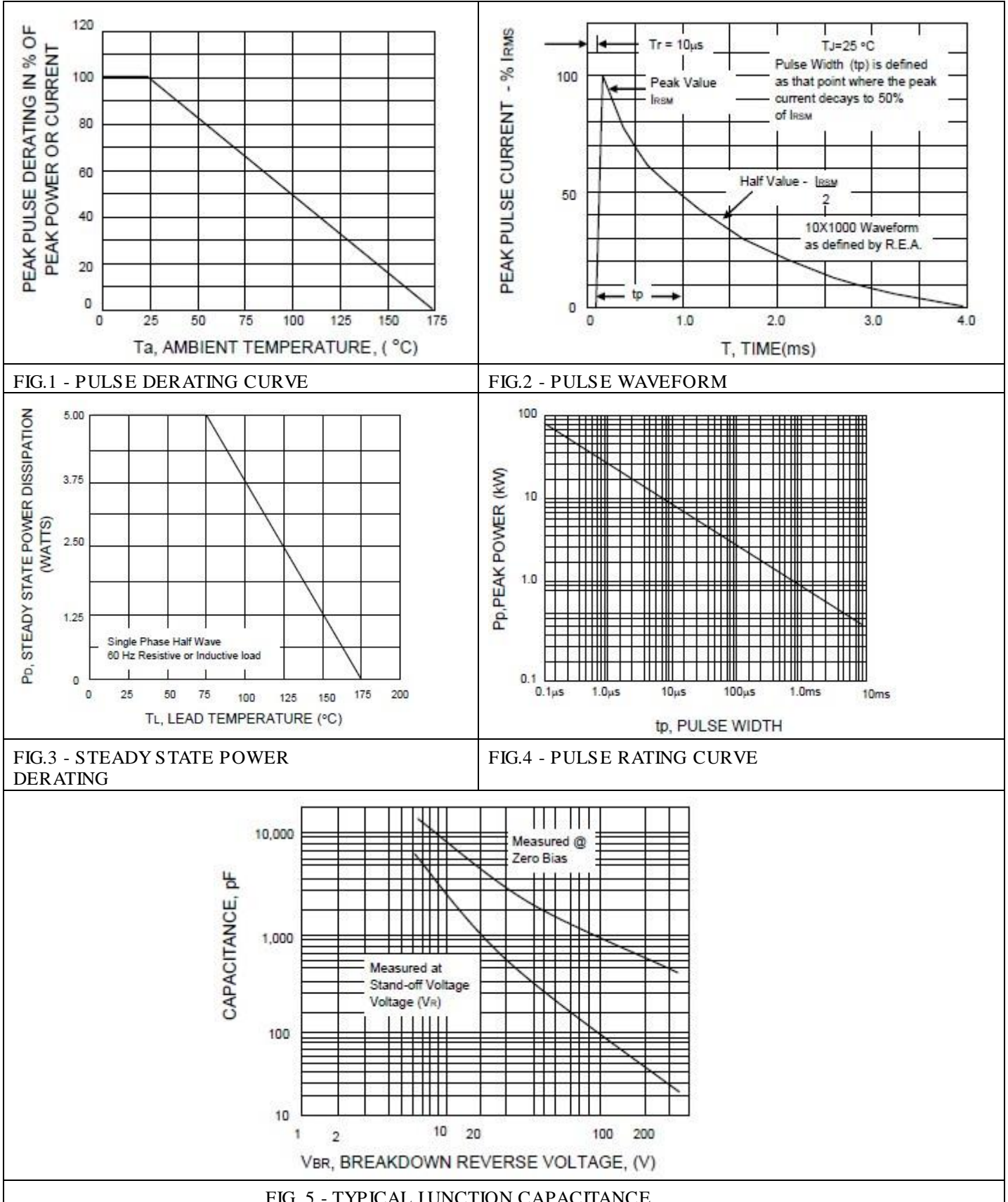
(2) "1.5" will be omitted in marking on the diode.

1.5KE_CA

VBR : 6.8 - 440 Volts

PPK : 1500 Watts

■ RATING AND CHARACTERISTIC CURVES (1.5KE6.8C SERIES)



1.5KE_CA

VBR : 6.8 - 440 Volts

PPK : 1500 Watts

Disclaimer

ALL PRODUCT, PRODUCT SPECIFICATIONS AND DATA ARE SUBJECT TO CHANGE WITHOUT NOTICE TO IMPROVE RELIABILITY, FUNCTION OR DESIGN OR OTHERWISE.

Bruckewell Technology Inc., its affiliates, agents, and employees, and all persons acting on its or their behalf (collectively, "Bruckewell"), disclaim any and all liability for any errors, inaccuracies or incompleteness contained in any datasheet or in any other disclosure relating to any product.

Bruckewell makes no warranty, representation or guarantee regarding the suitability of the products for any particular purpose or the continuing production of any product. To the maximum extent permitted by applicable law, Bruckewell disclaims

- (i) Any and all liability arising out of the application or use of any product.
- (ii) Any and all liability, including without limitation special, consequential or incidental damages.
- (iii) Any and all implied warranties, including warranties of fitness for particular purpose, non-infringement and merchantability.

Statements regarding the suitability of products for certain types of applications are based on Bruckewell's knowledge of typical requirements that are often placed on Bruckewell products in generic applications.

Such statements are not binding statements about the suitability of products for a particular application. It is the customer's responsibility to validate that a particular product with the properties described in the product specification is suitable for use in a particular application. Parameters provided in datasheets and/or specifications may vary in different applications and performance may vary over time.

Product specifications do not expand or otherwise modify Bruckewell's terms and conditions of purchase, including but not limited to the warranty expressed therein.